



University of Colorado

Boulder | Colorado Springs | Denver | Anschutz Medical Campus

University of Colorado

2020-21 Pre-Collegiate Development Program Annual Report June 2021



Prepared by the University of Colorado System Office of Institutional Research
for the University of Colorado System Office of Academic Affairs

<https://www.cu.edu/office-academic-affairs/reports-highlights>

Table of Contents

Introduction.....	3
Report Highlights.....	3
Program Enrollment Charts.....	4
University of Colorado Boulder	
Introduction: Pre-Collegiate Development Program Overview.....	7
Program Enrollment.....	18
Program Enrollment by School.....	19
High School Graduation and College Admission	21
University of Colorado Colorado Springs	
Introduction: Pre-Collegiate Development Program Overview.....	22
Program Enrollment.....	30
Program Enrollment by School.....	31
High School Graduation and College Admission	33
University of Colorado Denver	
Introduction: Center for Pre-Collegiate and Academic Outreach Programs.....	34
Program Enrollment.....	43
Program Enrollment by School.....	44
High School Graduation and College Admission	47
University of Colorado Anschutz Medical Campus	
Introduction: CU Pre-Health Scholars Program.....	48
Program Enrollment.....	53
Program Enrollment by School.....	54
High School Graduation and College Admission	55
Program Outreach	
Roaring Fork School District.....	56
Summit School District.....	59
Fort Morgan School District.....	62
San Luis Valley BOCES.....	65
Budget Information.....	68
Appendix: Student Characteristics of Target Schools	69

This report is the result of a team effort across the CU System, incorporating work from multiple departments and disciplines. Many thanks to the CU Boulder Office of Diversity, Equity and Community Engagement (ODECE), UCCS' Pre-Collegiate Support and Success Center, and University of Colorado Denver's Center for Pre-Collegiate and Academic Outreach Programs.

Cover photo © University of Colorado, February 25, 2015

Introduction

The annual Pre-Collegiate Development Program report provides information on the students enrolled in the pre-collegiate programs operated at each campus, including demographic characteristics, middle or high school attended, and plans for postsecondary education.

Report Highlights

2,700 – Participating middle and high school students, including Roaring Fork, Summit, and Morgan school districts, across all CU campuses; Participating high school students make up 75% (2,012) of the population and middle school students represent 25% (688) of the program; See Charts 1 & 2;

20% – Rural outreach representation; Nearly one-in-five students participating in CU's PCDP are part of CU Boulder's outreach that includes Roaring Fork, Summit, Fort Morgan, and San Luis Valley school districts;

65% – Female students; See Chart 3;

83% – Students of color; This includes African-American (7%), American Indian (1%), Asian/Pacific Islander (7%), Hispanic/Latino (58%) and More-Than-One-Race (9%); See Chart 4;

58% – Hispanic/Latino students;

97% – High School Graduates participating in the CU PCDP in 2018-19 planned on attending a post-secondary institution;

200+ – More than 200 schools participate around Colorado, with active recruiting and management at more than 40 middle schools and 100 high schools; Additional schools include continuing PCDP students that have transferred;

Chart 1: 2020-21 Enrollment by Campus

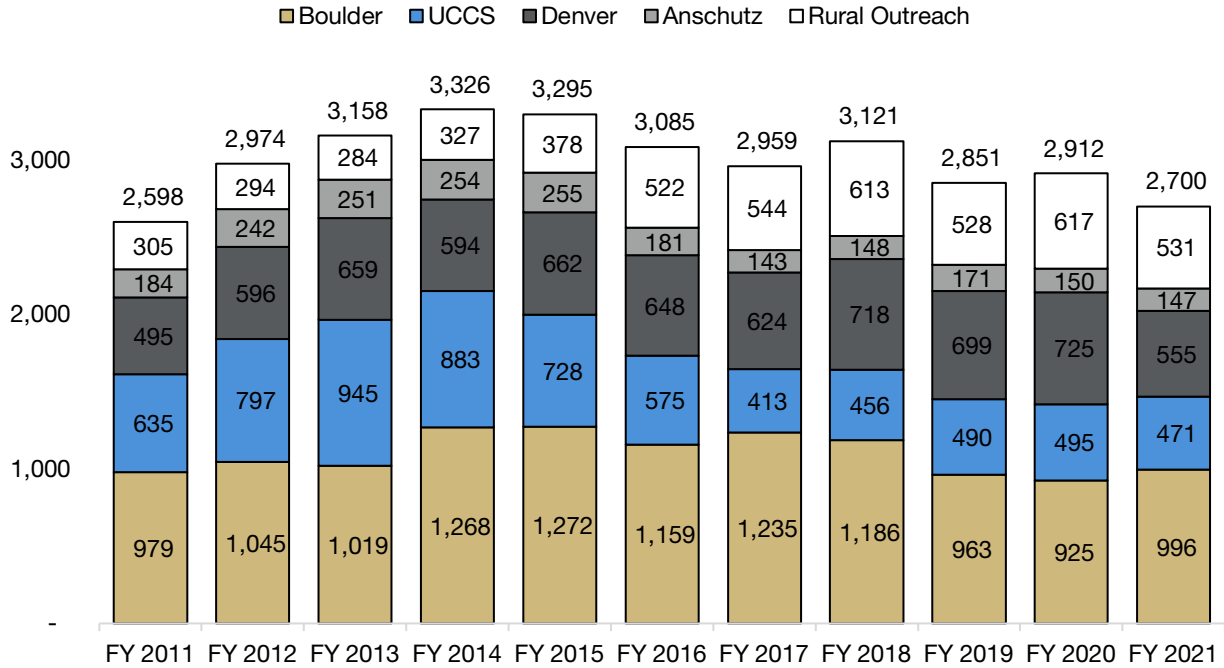


Chart 2: 2020-21 Enrollment by School Type

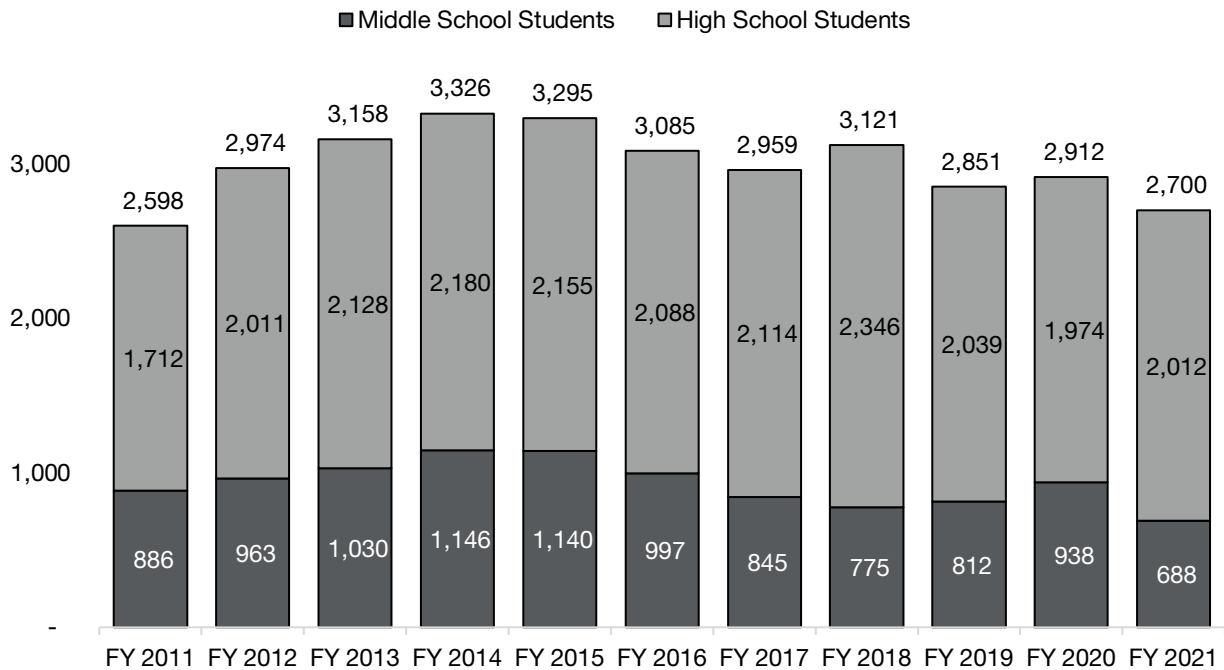


Chart 3: 2020-21 Enrollment by Sex

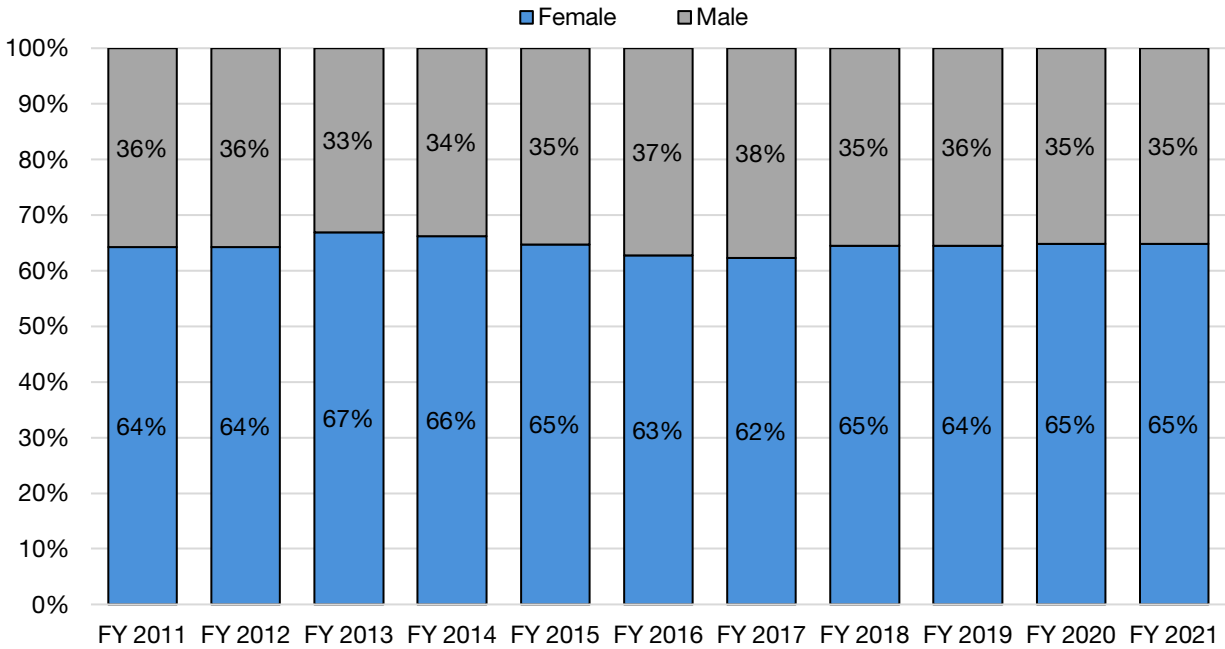
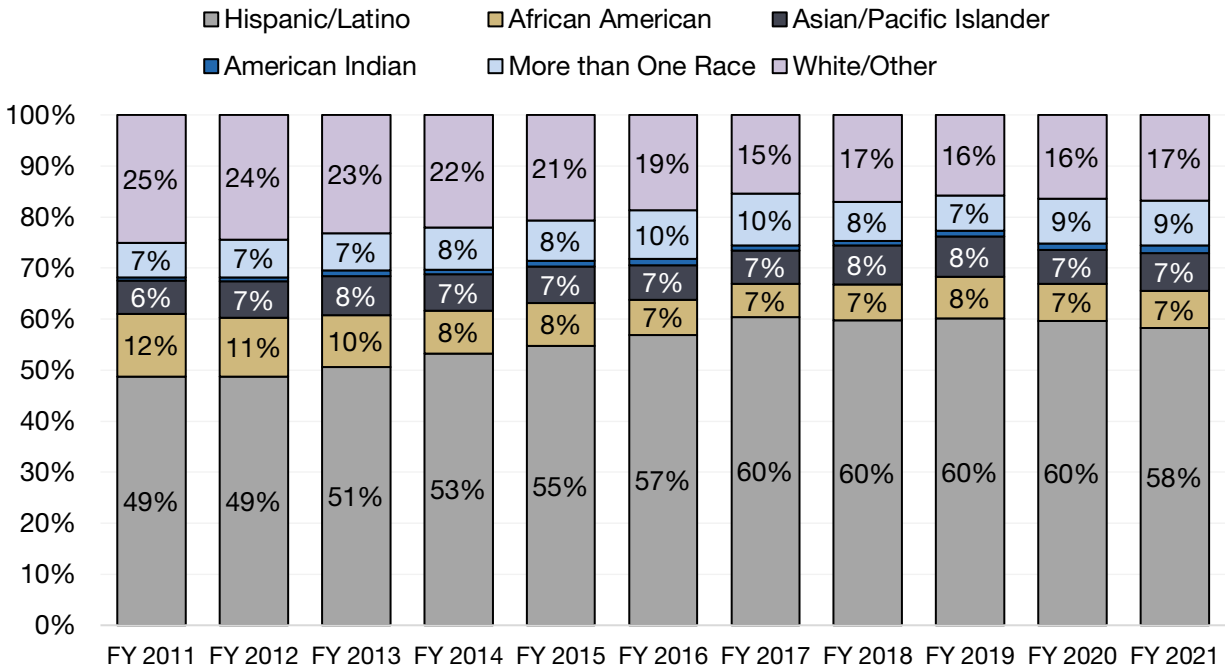


Chart 4: 2020-21 Enrollment by Race/Ethnicity





**University of Colorado Boulder
Pre-Collegiate Development Program**

2020-2021

University of Colorado Boulder Pre-Collegiate Development Program

The Pre-Collegiate Development Program (PCDP) at the University of Colorado Boulder is an institutionally funded academic enhancement program for targeted middle and high school students and has recently completed its' 38th year of operation on the Boulder campus. This highly successful program is the cornerstone of the Office of Pre-College Outreach and Engagement and the model upon which it was developed has been effectively duplicated in other outreach efforts conducted by the University of Colorado in communities across the state. PCDP is designed to prepare and motivate first generation students in their goal of pursuing a postsecondary education. Program activities and offerings are structured to enhance the participants' exposure to academic and personal resources to enable students to become academically and socially prepared to enroll and achieve success at the University of Colorado Boulder or any choice postsecondary institution. In addition, participating parents are provided with the information and resources to better understand the educational system in which their children are participating. Special support activities are provided to assist the parents in understanding the different transitions and transformations that occur, as the students move from one level to another (i.e., elementary to secondary to postsecondary).

Purpose/Goals of the PCDP Program

- Provide academic enhancement strategies and opportunities;
- Facilitate college/career exploration opportunities;
- Provide leadership development opportunities for both students and parents;
- Establish collaborative networks among parents, school personnel (Directors, Counselors, Coaches, Principals) and their respective communities; and,
- Provide parents with tools/information to assist their students in achieving their educational goals.

PCDP Program Benefits

- Opportunities for students to acquire and/or develop better academic study skills;
- Tools and strategies to improve interpersonal and leadership skills;
- Strategic insight and assistance in preparing for the SAT exam;
- College-prep advising based on CU-Boulder's Minimum Academic Preparation Standards (MAPS);
- On-going review of student academic progress on a semester-by-semester basis;
- Assistance with the college transition process including help with:
 - Completion of college applications;
 - Completion of Free Application for Federal Student Aid (FAFSA); and,
 - Strengthening admission and scholarship essays;
- Academically intense Summer Residential Program provided for rising high school seniors;
- PCDP provides the students (rising high school juniors) for the Summer Pre-Collegiate STEM five-week program;
- Summer college courses (Expository Writing and Journalism) for eligible students;
- Scholarships for students who complete the summer residential program, enroll at CU-Boulder and participate in a LEAD Alliance Program;
- Referrals to community and campus resources;
- Referrals to services at other Colorado college campuses via professional networks such as the Colorado Educational Services and Development Association (CESDA);

- Career exploration;
- Development of support groups for both students and parents via community building academies and activities; and,
- Cost free service to both students/parents.

Eligibility Requirements

- Attend a target high school **(18)** or middle school **(25)**;
- Be a first-generation college student (parents have not earned a four-year college degree);
- Minimum of 2.5 Grade Point Average in middle school and must have a 2.75 GPA to transition and continue participating in the high school program; and minimum of a 3.0 GPA to attend the summer program.
- Parents must attend Saturday Academies along with their students as program participants/partners;
- Recruited students may also meet one of the following criteria:
 - member of a single-parent family,
 - eldest child in the family and/or,
 - have a strong desire to pursue higher education.

It is important to note, that the Pre-Collegiate Development Program (PCDP) will never dismiss a student who transfers out of his or her target school. The program continues to serve students and their families who move out of the target school(s) area and honor its' commitment to provide academic support and access to higher education for these first generation students and their families. PCDP will continue to invest its' resources in these stakeholders, as long as the students and their families continue to honor their educational commitment and be full participants in the program. These students are considered to be attending "*affiliated*" schools **(64 high schools and 30+ middle schools)** and the Pre-Collegiate Development Program works with the independent schools' registrars to access student transcripts for the purposes of reviewing student academic progress.

Schools/Program Student Participants

Although the Program only "*actively*" recruits from the 25 middle schools and 18 high schools it targets, it does, on rare occasions, consider student applicants from independent middle schools and high schools who are referred to the program by community members and school officials. In addition to meeting the above requirements, these students must be highly qualified. These individuals are offered an opportunity to participate in the program, *only if* there is space available and their participation will *not* deny an opportunity to participate to students at the "targeted" middle and high schools.

During the Fall of 2020, the CU-Boulder Pre-Collegiate Development Programs recruited **118** (7th & 8th Grade) middle school students and **no** high school students (the PCDP High School program is at capacity). With these additional students, PCDP now serves a total of **996** families. The current middle school program enrollment is at **284** students and the high school program enrollment is at **712** students. The Program requires that *at least* one parent actively participate alongside the student during all academic year programmatic activities, and often times both parents attend the regularly scheduled Saturday Academies, it is estimated that the Program provided services to approximately **2,996** individuals (**996** middle/high school students and approximately **2,000** parent participants) during the 2020-2021 Academic Year.

PCDP Academic Year Component

- **Required Monthly Saturday Academies** held on one of the University of Colorado System Campuses. One academy per semester (Fall and Spring) is held for each grade level (7th – 12th Grades), with the exception of the 11th graders who attend three Saturday Academies during the Spring Semester to prepare for their upcoming participation in the Summer Residential Program.

Subject areas that are presented during the Saturday Academies include:

1. **Basic Study Skills** (e.g., effective note taking, budgeting of time, effective listening, how to take essay/objective-type exams, etc.);
 2. **Communication Skills Development** (e.g., how to better communicate with parents, peers, siblings, and teachers, effectively dealing with stress, etc.);
 3. **College Entrance Exam Preparation and Registration** (e.g., test anxiety, mental/physical preparation, including an explanation of the student's test results, etc.);
 4. **Career Exploration** introduces the students to various careers and career fields and how to best prepare themselves in high school and college for their desired career.
- **Additional Assistance Available to PCDP Students**
 1. **Scholarship Assistance.** During the Summer Residential/Virtual Program students are taught to do scholarship searches, they must produce a scholarship essay that is read, edited and given back to the student for feedback purposes;
 2. **Assistance with Applications for College Entrance Exams, Admissions and Financial Aid** and referral to CU as well as the students' other choice postsecondary institutions (including a pro-active follow-up on applications submitted through the PCDP office);
 3. **Bridge Program Saturday Academies.** PCDP provides its' high school seniors with several Spring Semester academies that will assist them in transitioning to their choice college.
 4. **Parent Partnership Workshops** designed to assist parents in areas such as navigating their student's school system, development of effective parenting skills, early financial planning for college, surviving with "blended families" parental support to their student, helping parents assist their students with transitioning from middle school to high school and from high school to college, etc.

CU-Boulder PCDP Summer Residential Program Component

The Pre-Collegiate Development Program provides its' rising seniors with an intensive academically focused Summer Residential (Virtual Program during the pandemic) Program on the CU-Boulder campus. In addition to providing academic enhancement opportunities, the summer residential program exposes the students to college life by providing them an opportunity to live in the residence halls, access to classroom and laboratory resources and,

interaction with university faculty and staff. The PCDP students take course work in the following content areas: Mathematics (Algebra I and II, Trigonometry, Pre-Calculus, Calculus); Expository Writing (one section of this course is offered to qualifying students for college credit), Journalism (for college credit); and a College Prep Seminar. Due to the pandemic (COVID-19) and the fact that the program was offered in a virtual format, the program was not able to offer the elective courses to the students during the 2020 Summer. However, the program will offer the elective courses, again in a virtual format, in 2021 Summer. The students will take one elective course during the Summer Program. During the summer of 2021, the students will choose from the following elective courses: Anatomy, Introduction to Engineering, Introduction to Business, and History/Leadership.

Students are awarded letter grades (A – F) in their summer courses; the transcripts are sent to the students' high school registrars for placement on the students' high school transcript. Some target high schools award elective credit to PCDP students who complete the summer program.

The CU-Boulder Pre-Collegiate Development Program is extremely limited in the number of courses that it is able to offer for college credit, due to the fact that the 2021 summer program is being offered in a virtual remote format. In addition, during in-person summer residential programs, more than one-third of the Program's Operational Budget is spent in covering Summer Student and Staff Housing costs.

During the Summer Program, the students meet with CU Admissions and Financial Aid Representatives to discuss and gain insight into the many academic and financial intricacies of transitioning to university life. PCDP, along with its' partners, offers extensive academic advising, tutoring, and academic enrichment activities to its' student participants, in order to encourage and support them in succeeding academically and preparing them to successfully gain admission to CU-Boulder or another choice university.

The Pre-Collegiate Development Program's Assistant Director, who is a Bridge Coordinator/Senior Advisor, continues to enhance the work accomplished during the summer program and helps facilitate the students' transition into their senior year in high school. The position is an investment in the program's on-going success by the CU Boulder administration and a much needed addition to the staff. This Bridge Coordinator is responsible for maintaining an increased level of contact with the students as they progress through their all-important final year in high school. The position provides an increased number of opportunities for the seniors and their parents to discuss topics that are critical to a student's transition to university life, but are rarely addressed. Detailed introduction to topics such as utilizing Career Services and Counseling and Psychological Services, individual student financial aid advising, identifying and selecting appropriate housing accommodations, and identifying and taking advantage of retention programs that will serve to augment the students' transition to their choice college and inform parents of the many details that are involved in that transition.

PCDP continued offering the **2020 Summer Bridge Program** (in virtual format) for CU Boulder Freshmen (Pre-Collegiate Development Program Alumni); thus, the Bridge Coordinator was responsible for planning and successfully implementing the Bridge Program effort.

Due to the Pandemic in 2020 Summer, the **Pre-Collegiate STEM Program** was not offered. Typically, the Pre-Collegiate rising high school Juniors participate in the STEM Program.

2020 Summer Highlights:

The Summer Residential Program continues to be very intensive and the program administrators spent many hours in the planning, preparing, and execution of program operations and delivery of services to its' student clientele. The program's new and continuing partnerships were strengthened throughout the three-week period; the program duration was shortened due to the pandemic, and the remote presentation of the program. Amy Molina and Victor Hernandez (Assistant Directors) worked extremely hard to offer the program online which included assisting the instructors in offering their courses on Zoom, and acquiring Hot Spots for the students. The student employee staff (many of whom are PCDP Alumni) worked tirelessly with the summer participants to ensure that the program's students earned competitive grades in all of their classes. Due to the virtual format of the 2020 PCDP Summer Program, it was decided that offering college courses would not be wise, as students were already suffering zoom fatigue.

The 2020 Pre-Collegiate Summer Residential Program was successful but was also a challenge. **79 Students** completed the program and 23 were excused from attending the summer program. Due to the virtual format of 2020 Pre-Collegiate Summer Program, the class average GPA was lower than in previous years – due to students not being able to adapt to taking summer classes in a zoom format, suffering from Zoom fatigue, and having to work to supplement the family income. Three quarters of the class did well academically, while one fourth of the class did not. Several students were excused to attend other academic programs, but were still required to complete their UCB Admissions Applications. Another challenge that was faced by the students was having to wait to be admitted to UCB, as typically the students are admitted to the University at the end of the summer program. Due to the pandemic, the students were not able to take the SAT or ACT, so the Office of Admissions was not able to consider students for admission until much later in the Fall of 2020, when the State Legislature decided that these tests were not going to be required for admission.

Several 2020 PCDP Summer students were admitted to the following majors/schools: **one** student was admitted to the Excel Program and **two** students were admitted to Exploratory Studies with Excel invites, **thirteen** students were admitted to their first choice program of study, **one** student was admitted to the CU Boulder McNeill Academic Program and **one** student was admitted to McNeill via Exploratory Studies.

As of today's, date (May 3, 2021), 85 out of 102 Pre-Collegiate Student Admissions Applicants have been admitted to UCB.

Although we strongly encourage our student participants to consider the University of Colorado Boulder and our sister campuses, as their primary postsecondary institutions of choice, we realize that they have many options to choose from, and it is our desire to expose them to as many of those options as possible so that the students may select the college/university that best suits their academic interests.

The Pre-Collegiate Development Program(s) acknowledges the participation of the students, parents, and partners in a successful but very challenging remote summer academic venture. A special acknowledgement of thanks and recognition goes to the Program's administrative staff, whose dedicated work allows the program to operate efficiently, ODECE, the program's parent division, for its' support and to the peer counseling and instructional staff who worked so very hard to make the program viable and successful.

Due to the pandemic and the program offered in a remote format, the 2020 Pre-Collegiate Summer Students were not able to participate in a CU System Academic Olympiad.

FY 2021-2022 Continued Successful Efforts and Planned Program Modifications

The program administrators survey all students, staff, and instructors on an on-going basis during the academic year and again at the end of each summer program to ascertain what program policies /activities, etc. were effective; thus, this exercise in program evaluation, assists the administrators in making changes or adjustments to future program operations. The following is a list of efforts to be continued and possible modifications for FY 2021-2022.

Academic Year/Summer:

- Continue collaborating with other University of Colorado system PCDP Programs to offer programming to students, as part of the Academic Year Saturday Academies and continue sharing best practices in outreach efforts. In 2021 Spring semester, a virtual/zoom Career Fair was held for all CU System Pre-Collegiate Students; 300 students attended this event.
- Continued recruitment at PCDP's target schools (25 middle schools, 18 high schools).
- Have a graduation event during Spring Semester for graduating seniors. In 2021 April, a virtual/zoom graduation ceremony was held for all CU System Pre-Collegiate Programs; 200 plus students and their families attended this event.
- Partner with Engineering-Bold Center to offer academic year Saturday Academy and Summer Presentations to the program's students and parents.
- Continue partnerships with the Program in Environmental Design (ENVD), College of Media, Communication and Information as well as other Program partners.
- Continue the recruitment of a limited number of students from independent schools, as the Pre-Collegiate Development Program has an extensive waiting list of schools that would like to become program target sites for recruitment purposes.
- Continue to offer math, science, business and engineering courses during the summer program.
- Utilize summer instructors, as workshop presenters during the academic year.
- Have College Prep Instructors meet with Admissions and Financial Aid representatives to further discuss scholarship essays, personal statements, etc.
- Attend future Summer Pre-Collegiate Olympiads.
- Consider having more organized peer group activities for students.
- Have future outings or field trips for the entire PCDP group once the campus returns to an in-person format.
- Continue future CU Admissions recognition events for admitted students.
- Confer with CU University Risk Management regarding the procedures that PCDP must follow regarding summer student medications, etc.
- Implement the Student Summer Application Process in order for students to attend the summer program; this will occur should the student numbers be over 110 students.
- Continue to participate in the federal Summer Food Service Programs.
- PCDP 2021 Summer Program is scheduled to be remote and three to four weeks in duration.
- Continue visitation to target schools, by the program's Assistant Directors, to maintain outreach goals.

- Continue to utilize graduate students to present workshops, both in English and Spanish, at the Program's Saturday Academies.
- Continue offering the PCDP Bridge Program to all CU System PCDP Students.
- Offer Student Mental Health Training to its' entire Student Employee Summer Staff.
- Continue PCDP's Human Resource Pipeline Program for the program's student staff.

Service to the Community

The PCDP staff makes a multitude of presentations (topics: college preparation, higher education student access, parent involvement, etc.) throughout the year to several of its' target schools, educational agencies and institutions, CU Board of Regents, CU Advocate Groups; including presentations to student groups brought to campus by the Office of Diversity, Equity and Community Engagement. The PCDP staff also participates in reading scholarship essays for the CU-Boulder Office of Financial Aid, as well as for the Colorado Educational Services and Development Association, Inc.

In addition, the staff of the UCB PCDP assists the Mapleton Schools with their senior interviews.

Pre-Collegiate Key Campus Partnerships

With the assistance of the Office of Diversity, Equity and Community Engagement (ODECE), the Pre-Collegiate Development Program (PCDP) is partnering with **UCB School of Education** to provide an opportunity for a graduate student to become more intimately involved and knowledgeable about the Program and its' populations. The Program was able to choose Diego Escobar-Garcia who is a Ph.D. Candidate in the School of Education. Mr. Escobar-Garcia worked for PCDP during the 2020-2021 fiscal year.

PCDP has partnered with the **UCB College of Media, Communication & Information** for several years, as the school has provided an instructor and classroom for PCDP's Summer Course 1871 Fundamentals of Journalism for many years. The course is taught for college credit.

PCDP hopes to continue to partner with the **UCB College of Environmental Design** in the future, as the college has provided an instructor (gratis) and classroom in the past and taught ENVD 1010 Introduction to Design Appreciation for the PCDP Summer Residential Program. Due to the program being remote in 2020 Summer, PCDP was not able to offer this elective class. PCDP hopes to offer this course in the future.

PCDP has partnered with the **UCB Office of Admissions** for many years, as this entity is very proactive in processing the admission applications of the Program's high school rising seniors during the Pre-Collegiate Summer Residential Programs. Thus, the students are the first cohort in the entire State of Colorado to be admitted to a university before the start of their senior year in high school. Due to the pandemic, the students had to wait to be admitted in Fall of 2020.

2020 PCDP Summer Residential Bridge Program

Maria Castro Barajas (PCDP Assistant Director) was in charge of coordinating the 2020 Summer Residential Bridge Program. The three-week (July 6, 2020-July 24, 2020) Bridge Program hosted twenty-four students; these students participated in three courses (English, Math, Leadership) and a CU 101 course that is similar to our College Prep Course but on a college level.

The diversity breakdown of the 24 Bridge students included: 1 African American, 21/Latino/Latinas, 2 Asian Americans, and 1 Caucasian. Gender breakdown of the students included: 13 males and 12 females. The Overall GPA for the Bridge students was **3.603**.

These 24 students were set to attend UCB in 2020 Fall and major in the following areas: Computer Engineering, Exploratory Studies, Open Option, International Affairs, Music, Biochemistry, Arts & Sciences, Biology, Computer Science, Business, Biochemical Engineering, and Integrated Physiology.

The students were scheduled to participate in the following LEAD Programs in 2020-2021 Fall/Spring: Designers Without Borders, BOLD, and the McNeill Academic Program.

The Summer Residential Bridge Program is designed to assist students with their acclimation to the university environment. The program's goals are to give PCDP students a head start towards a successful college experience and the opportunity to begin building community with other students, staff and faculty. Again, due to the pandemic, the program in 2020 Summer was offered in a virtual remote format.

2020 Fall/2021 Spring PCDP University of Colorado Boulder Graduates

In Fall of 2020, nine CU System Pre-Collegiate Alum graduated from the University of Colorado Boulder. Forty alum have applied to graduate from the University of Colorado in Spring of 2021 and 4 students have applied to graduate in Summer of 2021. These graduates will be receiving degrees in a variety of majors. In addition, several of these students worked for the Pre-Collegiate Development Program, as Peer Counselors and Teaching Assistants, throughout their college undergraduate careers.

**University of Colorado Boulder
ODECE/Pre-Collegiate Development Programs
200 UCB
Boulder, CO 80309-0200**

Theresa Manchego
Director
PH: 303-492-0540
E-mail: Theresa.Manchego@Colorado.EDU

Amy Molina
Assistant Director/High School Coordinator
PH: 303-492-8243
E-mail: Amy.Molina@Colorado.EDU

Victor Hernandez
Assistant Director/Middle School Coordinator
PH: 303-492-2874
E-mail: Victor.Hernandez@Colorado.EDU

Maria Castro-Barajas
Assistant Director/Senior Advisor/Bridge Coordinator
PH: 303-492-2178
E-mail: Maria.Barajas@Colorado.EDU

ODECE/Office of Diversity, Equity and Community Engagement

Dr. Robert Boswell, Vice Chancellor, Office of Diversity Equity and Community Engagement
PH: 303-735-1332
E-mail: Robert.Boswell@Colorado.EDU

Christopher Pacheco, Assistant Vice Chancellor, Pre-College Outreach & Engagement
PH: 303-492-7976
E-mail: Christopher.Pacheco@Colorado.EDU

University of Colorado Boulder
2020-21 Pre-Collegiate Development Program Enrollment ¹

	Middle School			High School					All	
	7th Grade	8th Grade	Total	9th Grade	10th Grade	11th Grade	12th Grade	Total		
African American	6	9	15	12	9	6	2	29	44	4%
Male	3	4	7	4	3	2	-	9	16	2%
Female	3	5	8	8	6	4	2	20	28	3%
Latino	66	139	205	157	158	118	77	510	715	72%
Male	23	48	71	59	57	46	25	187	258	26%
Female	43	91	134	98	101	72	52	323	457	46%
Asian/Pacific Islander	6	8	14	9	7	10	5	31	45	5%
Male	4	4	8	4	2	8	-	14	22	2%
Female	2	4	6	5	5	2	5	17	23	2%
American Indian	1	1	2	6	4	1	2	13	15	2%
Male	1	1	2	2	-	-	-	2	4	0%
Female	-	-	-	4	4	1	2	11	11	1%
White/Other	3	12	15	24	21	23	8	76	91	9%
Male	1	3	4	12	6	7	2	27	31	3%
Female	2	9	11	12	15	16	6	49	60	6%
More than One Race	9	24	33	16	22	12	3	53	86	9%
Male	2	15	17	10	8	9	1	28	45	5%
Female	7	9	16	6	14	3	2	25	41	4%
Total	91	193	284	224	221	170	97	712	996	100%
Male	34	75	109	91	76	72	28	267	376	
Female	57	118	175	133	145	98	69	445	620	
	37%	39%	38%	41%	34%	42%		38%	38%	
	63%	61%	62%	59%	66%	58%		63%	62%	

¹ Enrollment as of February 2021

University of Colorado Boulder
2020-21 Pre-Collegiate Development Program Enrollment by School ¹

Middle Schools by District	7th Grade	8th Grade	Total	
Adams 12 Five Star Schools	45	65	110	39%
STEM Launch	9	23	32	11%
Northglenn Middle School	6	16	22	8%
Shadow Ridge Middle School	11	13	24	8%
Silver Hills Middle School	6	5	11	4%
Thornton Middle School	13	8	21	7%
Adams County 14	2	14	16	6%
Adams City Middle School	-	2	2	1%
Kearney Middle School	2	12	14	5%
Adams 50	3	5	8	3%
Scott Carpenter Middle School	3	4	7	2%
Shaw Heights Middle School	-	1	1	0%
Adams-Arapahoe 28J	5	14	19	7%
South Middle School	5	14	19	7%
Boulder Valley RE 2	4	12	16	6%
Angevine Middle School	1	7	8	3%
Broomfield Heights Middle School	3	5	8	3%
Brighton 27J	-	8	8	3%
Walter L. Vikan Middle School	-	8	8	3%
Mapleton 1	12	25	37	13%
Achieve Academy at Bertha Heid	-	4	4	1%
Clayton Partnership School	3	2	5	2%
Meadow Community School	-	4	4	1%
Monterey Community School	-	1	1	0%
Global	9	7	16	6%
York International	-	7	7	2%
Other middle schools*	20	50	70	25%
Total	91	193	284	100%

* Middle schools where students have transferred from target schools. There is no recruitment of students at these schools.

¹ Enrollment as of February 2021

University of Colorado Boulder
2020-21 Pre-Collegiate Development Program Enrollment by School ¹

High Schools by District	9th Grade	10th Grade	11th Grade	12th Grade	Total	
Adams 12 Five Star Schools	1	21	30	16	68	10%
Northglenn High School	1	16	18	8	43	6%
Thornton High School		5	12	8	25	4%
Adams County 14	-	4	7	-	11	2%
Adams City High School	-	4	7	-	11	2%
Adams 50	-	3	5	9	17	2%
Westminster High School		3	5	9	17	2%
Adams-Arapahoe 28J	-	9	6	1	16	2%
Aurora Central High School		5	3	-	8	1%
William C. Hinkley High School		4	3	1	8	1%
Boulder Valley RE 2	-	13	18	6	37	5%
Broomfield High School		2	14	4	20	3%
Centaurus High School		11	4	2	17	2%
Brighton 27J	-	5	2	5	12	2%
Brighton High School		5	2	5	12	2%
Denver County 1	-	2	1	1	4	1%
Denver School of Science & Technology		2	1	1	4	1%
Mapleton 1	-	42	34	18	94	13%
Mapleton Early College/Skyview		11	7	3	21	3%
Global Leadership/Skyview		10	1	2	13	2%
MESA/Skyview		3	5	1	9	1%
Skyview Academy/Skyview	-	6	9	12	27	4%
York International/Skyview		12	12	-	24	3%
St. Vrain Valley RE 1J	-	3	4	7	14	2%
Skyline High School		3	4	7	14	2%
Weld County S/D RE-8	-	3	4	-	7	1%
Fort Lupton High School		3	4	-	7	1%
Other high schools*	223	116	59	34	432	61%
Total	224	221	170	97	712	100%

* High schools where students have transferred from target schools or transitioned from middle schools (grandfathered into program). There is no recruitment of students at these high schools.

¹ Enrollment as of February 2021

**University of Colorado Boulder
High School Graduation and College Admission**

Graduating Class	Pre-Collegiate/ High School Graduates	Applying to Host Campus	Admitted to Host Campus	Matriculated to Host Campus	Matriculated to CU System	Percent of Graduates Matriculated to CU System*	Graduates Planning to Attend a Postsecondary Institution	Percent of Graduates Planning to Attend a Postsecondary Institution*	Planning to Attend a Four- Year Institution	Planning to Attend a Two- Year Institution	Planning to Attend a Vocational School	Planning on Stopping Out	Unknown (no information on postsecondary matriculation or future plans)
2010-11	71	71	59	29	37	54%	62	91%	54	8	-	6	3
2011-12	96	96	78	22	33	38%	85	97%	72	12	1	3	8
2012-13	87	87	74	24	31	36%	85	100%	72	12	1	-	2
2013-14	93	92	81	31	58	64%	91	100%	80	10	1	-	2
2014-15	111	111	99	41	53	49%	108	100%	97	9	2	-	3
2015-16	126	126	109	48	64	51%	123	98%	108	12	3	-	1
2016-17	112	112	93	35	44	39%	107	96%	93	14	-	-	-
2017-18	100	100	84	29	43	43%	96	97%	86	10	1	2	1
2018-19	109	109	98	29	31	31%	95	94%	76	19	-	6	8
2019-20	102	102	85	19	33	41%	75	94%	66	9	1	4	22
10-Year Total	1,007	1,006	860	307	427	45%	927	97%	804	115	10	21	50

* Percentage is calculated based on the total number of pre-collegiate program/high school graduates with information available on postsecondary matriculation or future plans. Data are based on students' reports of their intentions.

The year indicates when the students completed the pre-collegiate program and graduated high school. Plans for postsecondary enrollment refer to plans for the following fall term (the next academic year). Those who "stop out" include some who indicated that they plan to enlist in the military.

Note: Information is based on student self-reported data collected through surveys. For some years, all information is not available for all pre-collegiate program graduates. Some students may not have completed the survey or may not have completed all items. For example, students might have indicated that they plan to attend a postsecondary institution but did not indicate whether they planned to attend a two-year, four-year, or vocational institution. There are also cases in which students selected multiple response options (e.g. if they plan to attend a two-year college and then transfer to a four-year institution, they may have selected both). These issues are reflected in the subtotals and totals and may affect the percentages who matriculate to CU and who plan to attend a postsecondary institution.

About the Pre-Collegiate Support and Success Center

The Pre-Collegiate Support and Success Center (PCSSC) at the University of Colorado Colorado Springs (UCCS) is an institutionally and grant funded academic and socio-emotional enrichment program for prioritized middle and high school students. It prepares first-generation, low income, and military dependent students to pursue their postsecondary goals. The Pre-Collegiate program offers students the opportunity to explore five career pathways: Business, Education and Human Services, Engineering and Technology, Health, and Humanities and Arts. These pathways help guide students' experiences throughout the academic year and summer so they can make informed decisions about postsecondary options prior to high school graduation.

COVID-19 Impact

COVID-19 impacted the PCSSC team primarily by causing everything to move to a virtual format. With little time to prepare and no sense of how long the impact would last, the PCSSC team adapted classes, workshops and recruitment to an online format as well as moving to work remotely. Staff members personally offered and distributed technology like laptops, and hot spots to students who needed them, and prepared mailings of supplies for activities related to courses and workshops. Like other programs, PCSSC saw a dramatic drop in student participation and enrollment. However, after making monumental efforts to adapt to online learning, there was some consistent participation from students throughout the remainder of the school year. College Experience programming, school year and summer activities, middle school programs and all STEMEO work was offered virtually. Summer Dual Enrollment courses were cancelled though we did offer Dual Enrollment courses virtually for the fall of 2020 and spring of 2021. PCSSC also gathered and provided resources such as lists of food banks, mental health services, emergency funding and COVID-19 tests to program participants. In addition to supporting students in the Pre-Collegiate Program, the PCSSC also worked to support our Transition Coaches who are undergraduate students providing peer mentoring, and who were also impacted by COVID-19.

Criteria for Selection

- Be a low income, first-generation college student (neither parent has attained a 4-year degree) and/or come from an active military duty family (within 10 years) and
- Have a minimum 2.5 grade point average and
- Have the desire to pursue postsecondary opportunities.

Program Goals

- Prepare students for postsecondary success by supporting their academic and socio-emotional learning.

- Encourage students to explore career pathways beginning in middle school and continuing through high school.
- Facilitate opportunities to explore postsecondary options, and leadership development.
- Provide comprehensive monitoring and evaluation.

Program Services

- Undergraduate-driven Academic and Transitional Advising.
- Opportunities to learn about new subjects and acquire better study skills.
- Tools to improve interpersonal communication and leadership skills.
- Assistance with postsecondary applications, scholarships, and financial aid applications.
- Access and referrals to community and campus resources.
- Opportunities to develop career identity and pathway.
- Opportunities to earn college credit through dual enrollment courses.
- Opportunities to visit college campuses and learn about different majors/minors.

The PCSSC has these components of programming:

- The College Experience
- Dual Enrollment
- Transition Coaching
- Middle School
- The Summer Academic Institute
- STEMEO

The College Experience

The College Experience creates opportunities for Pre-Collegiate students to explore a variety of college campuses in the Pikes Peak Region while also learning more about academic offerings and career opportunities available in their pathways of choice. At these events, students learn about areas of study available at different types of colleges. Students interact with faculty and students from the college or university, as well as with community leaders, also known as Ambassadors, who are connected to the student's career pathway.

Modeled after a combination of the El Pomar Foundation's College Readiness and Success Program and Pre-Collegiate's Saturday conferences, students participate in pathway-specific programming at UCCS, Pikes Peak Community College, United States Air Force Academy and Colorado College. College Experience Events take place at each campus once per year, usually on Saturdays. Programming is differentiated by grade level at each College Experience conference and also tailored to the interests of and key skill sets for a student's career pathway.

Dual Enrollment

Students can take courses to earn college credit through the University of Colorado Colorado Springs. During the fall and spring semesters of 2020-2021, the following courses were offered:

- ANTH 1040: Intro to Cultural Anthropology
- INDS 1050: Quant & Qual Reasoning Skills
- HIST 1540: U.S. Recent America 1918-Present
- COMM 2100: Public Speaking

During the Summer Academic Institute 2020, no Dual Enrollment courses were offered as a direct result of the impact of COVID-19.

Transition Coaching

Peer support plays a key role in strengthening students' academic skills, motivation, and social-emotional development. It also provides a retention component to undergraduate students who serve as role-models to high school and middle school students. During the school year, Pre-Collegiate students attend workshops facilitated by undergraduate peer mentors referred to as Transition Coaches. These workshops allow Pre-Collegiate students an opportunity to connect with current UCCS students, while learning about important topics. During the 2020-2021 year these topics included:

Fall 2020 Transition Coaching Workshops			
Student Grade	September	October	November
	<i>Mapping Your Future During Uncertain Times</i>	<i>Creating Your World Beyond the Classroom</i>	<i>Cultivating Self-Advocacy in High School & College</i>
10th Grade	Getting Organized & Goal Setting	Using Tools for Self-Discovery	Making Academic & Career Connections in High School
11th Grade	Creating Support & Maintaining Friendships	Developing Curiosity & Creativity Through Independent Learning	Self-Care Check-In Sharing Resources & Discussion
12th Grade	College Search-Finding the Right Fit	Using Your Interests to Find Your Place at College	Shaping Your Scholarship Essay for Pre-Collegiate Scholarships

Spring 2021 Transition Coaching Workshops			
Student Grade	February	March	April
	<i>Our Online Word</i>	<i>Career Pathway Exploration</i>	<i>Spring Transitions</i>
10th Grade	Memes & Media: Building Skills for Digital Literacy	Exploring Your Pre-Collegiate Pathway	Making Your Mark Through Leadership
11th Grade	Should You Post That? Responsible Social Media Use	“Undecided”: Connecting Your Pathway and College Major Options	What You Need to Know for Senior Year
12th Grade	"Hey Professor" Professional Communication in College and Beyond	How to Find Jobs and Internships in College	"Adulting" as a College Student: Transition to College & Campus Life

Middle School

Middle School students (7th & 8th graders) receive a series of workshops geared towards academic and professional development. The program is designed to facilitate relationships among students, community members, organizations and peers. Pre-Collegiate middle school students participated in a series of virtual workshops throughout the 2020-2021 Academic Year.

7th Graders

- October 2020: Making Plans for 8th Grade Year
- November 2020: Building a Virtual Community
- December 2020: Looking Ahead
- February 2021: Getting to Know Pre-Collegiate
- April 2021: Self-Care and Life Skills
- March 2021 How to Align Personal Values and Attributes with Future Careers

8th graders

- October 2021: Time management
- November 2020: Building a Virtual Community
- December 2020: Looking Ahead
- February 2021: Motivation, Scheduling, and Homework Tips
- April 2021: High School 101
- March 2021: Career Exploration & Pathways

All 7th and 8th graders were invited to hear a Significant Speaker in Jan 2021 who addressed how to make better decisions and step into leadership during the pandemic and beyond.

STEMEO

STEM Education Outreach (STEMEO) was founded at UCCS in 2008. This became part of the Pre-Collegiate Success and Support Center in 2016. It is a grant-funded academic program for regional K-12 students designed to motivate and expose students to a variety of STEM activities, careers, and programs. STEMEO's goal is to increase STEM engagement and skills among students, teachers, and parents. Additionally, the center provides academic and financial support to minority and first-generation students interested in pursuing a STEM degree at UCCS and support to UCCS faculty and departments interested in supporting K-12 STEM Outreach.

STEM activities are woven into middle school and high school activities and during the Summer Academic Institute.

Summer Academic Institute

The SAI 2020 consisted of rising 10th, 11th, & 12th grade students from across the Pikes Peak Region.

Grade	Session Offered
<i>Rising 12th graders</i>	Scholarship Writing Workshop (NC) Students address key components of writing such as mechanics, voice, and audience. They receive feedback on their work from faculty members from the UCCS Department of English and complete one draft of a scholarship essay.
<i>Rising 12th graders</i>	UCCS Application- Students receive support with completing the UCCS application. Students who complete this workshop receive early decision from UCCS.
<i>Rising 12th graders</i>	Transition Coaching Roundtables

	Transition Coaches share experiences with application process, goal setting, managing expectations and taking control of your senior year.
<i>Rising 11th graders</i>	Test Prep Skill Building & Jumpstart (NC) Students will practice key math, reading, and language-based skills to strengthen their existing skillsets and to prepare for the SAT. Students also receive feedback from a Master Teacher in math, as well as the Pre-Collegiate leadership team.
<i>Rising 11th graders</i>	Transition Coaching Roundtables During this roundtable, you will have the opportunity to connect with other Pre-Collegiate students and Transition Coaches to reflect upon the challenges and triumphs of Spring 2020 and to discuss ideas for taking care of your mental, emotional, and physical health this summer. Students may also discuss how to set goals, make plans, manage expectations, and take control of junior year during a time of uncertainty.
<i>Rising 11th graders</i>	Starting Your (Virtual) College Search You may not be able to visit colleges in-person this summer, but you can still start exploring which ones may be a good fit for you! With guidance from Pre-Collegiate staff, take virtual tours to begin learning more about which colleges could be a good fit for you and to determine which colleges you'd like to learn more about.
<i>Rising 11th graders</i>	Engineering Exploration Kit (NC) An engineering exploratory workshop integrating hardware and software. Students will utilize Arduino Inventors kits v4.1 using Sparkfun Redboard QWIIC to build circuits and robots consisting of sensors and motors.
<i>Rising 10th graders</i>	Exploration Workshop (NC) Students will reflect on how their identities, interests, and skills may shape their academic and professional futures. With guidance from the Pre-Collegiate team, students will complete self-paced activities to explore potential future academic, personal, and career goals, and the steps they may need to take to get there.
<i>Rising 10th graders</i>	Transition Coaching Roundtables Who are you? Why did you join the Pre-Collegiate Development Program? This roundtable is an opportunity to meet and get to know fellow Pre-

	Collegiate students and the Pre-Collegiate Transition Coaching team. Transition Coaches will share their experiences with extracurriculars in high school, such as clubs and sports, as well as community service and jobs.
<i>Rising 10th graders</i>	<p>Engineering Exploration Kit (NC)</p> <p>An engineering exploratory workshop integrating hardware and software. Students will utilize Arduino Inventors kits v4.1 using Sparkfun Redboard QWIC to build circuits and robots consisting of sensors and motors.</p>
<i>Graduated Seniors</i>	<p>Transition Coaching Roundtables</p> <p>During this roundtable, we will discuss the process of transitioning to college. Transition Coaches will share their personal experiences with finding a job on campus, making friends, and dealing with homesickness and culture shock during their freshman year of college.</p>
<i>Graduated Seniors</i>	<p>Equity, Diversity & Inclusion Roundtable</p> <p>Join us for a conversation about how to build community and cultural connections on campus, find mentors, and access campus resources with Dr. Andrea Herrera, Associate Vice Chancellor for Equity, Diversity, and Inclusion at UCCS! Dr. Herrera will be joined by Brittany Almeida, EDI Academic Professional to share information about connecting on campus and to answer questions you may have related to equity, diversity, and inclusion on college campuses.</p>

For more information, contact the Pre-Collegiate Support and Success Center at:

Dr. Nancy Hernandez
Director
Pre-Collegiate Support and Success Center
nhernand@uccs.edu | 719-255-3299

Anthony Trujillo, M.A.
Program Director
Pre-Collegiate Support and Success Center
atrujil3@uccs.edu | 719-255-3299

Vicki Taylor
Middle School & STEM Program Manager
Pre-Collegiate Support and Success Center
vtaylor5@uccs.edu | 719-255-5124

Jessica George
Academic Services Program Coordinator
Pre-Collegiate Support and Success Center
jgeorge5@uccs.edu | 719-255-3014

Lila Hajar
College Experience and Outreach Program Coordinator
Pre-Collegiate Support and Success Center
lhajar@uccs.edu | 719-255-3457

Amy Box
Business Services Senior Professional
Pre-Collegiate Development Program
abox@uccs.edu | 719-255-5138



Pre-Collegiate Support
and Success Center

UNIVERSITY OF COLORADO
COLORADO SPRINGS

University of Colorado Colorado Springs
2020-21 Pre-Collegiate Development Program Enrollment ¹

	Middle School			High School					All	
	7th Grade	8th Grade	Total	9th Grade	10th Grade	11th Grade	12th Grade	Total		
African American	-	4	4	8	5	3	5	21	25	5%
Male	-	-	-	2	3	-	2	7	7	1%
Female	-	4	4	6	2	3	3	14	18	4%
Latino	8	23	31	25	26	24	39	114	145	31%
Male	7	10	17	14	12	7	11	44	61	13%
Female	1	13	14	10	14	17	28	69	83	18%
Non-Binary	-	-	-	1	-	-	-	1	1	0%
Asian/Pacific Islander	1	1	2	9	8	10	9	36	38	8%
Male	-	-	-	5	2	7	2	16	16	3%
Female	1	1	2	4	6	3	7	20	22	5%
American Indian	2	-	2	-	1	2	1	4	6	1%
Male	-	-	-	-	-	-	1	1	1	0%
Female	2	-	2	-	1	2	-	3	5	1%
White/Other/Unknown	24	23	47	42	31	48	30	151	198	42%
Male	4	9	13	17	14	20	11	62	75	16%
Female	19	14	33	24	17	28	19	88	121	26%
Non-Binary	1	-	1	1	-	-	-	1	2	0%
More than One Race	7	10	17	14	11	5	12	42	59	13%
Male	4	1	5	5	5	1	4	15	20	4%
Female	3	9	12	9	6	4	8	27	39	8%
Total	42	61	103	98	82	92	96	368	471	100%
Male	15	20	35	43	36	35	31	145	180	
Female	26	41	67	53	46	57	65	221	288	
Non-Binary	1	-	1	2	-	-	-	2	3	
	36%	33%	34%	44%	44%	38%	32%	39%	38%	
	62%	67%	65%	54%	56%	62%	68%	60%	61%	
	2%	0%	1%	2%	0%	0%	0%	1%	1%	

¹ Enrollment as of February 2021

**University of Colorado Colorado Springs
2020-21 Pre-Collegiate Development Program Enrollment by School ¹**

Elementary and Middle Schools by District	7th Grade	8th Grade	Total	
Fountain Fort-Carson District 8	6	18	24	23%
Fountain Middle School	6	18	24	23%
Ellicott District 22	14	9	23	22%
Ellicott Middle School	14	9	23	22%
Hanover District 28	21	17	38	37%
Hanover Junior/Senior High School	21	17	38	37%
Pueblo City Schools District 60	1	17	18	17%
Heaton Middle School	1	17	18	17%
Other Elementary/Middle Schools*			-	0%
Total	42	61	103	100%

¹ Enrollment as of February 2021

* Middle schools where students have transferred from target schools. There is no recruitment of students at these schools.

University of Colorado Colorado Springs
2020-21 Pre-Collegiate Development Program Enrollment by School ¹

High Schools by District	9th Grade	10th Grade	11th Grade	12th Grade	Total	
Academy 20	35	33	27	28	123	33%
Academy Online High School	-	-	-	1	1	0%
Air Academy High School	3	4	4	3	14	4%
Aspen Valley High School	1	-	-	-	1	0%
Discovery Canyon Campus High School	10	5	4	4		
Liberty High School	6	9	8	6		
Pine Creek High School	8	5	7	3	23	6%
Rampart High School	6	7	3	10	26	7%
Village Academy Online School	1	3	1	1	6	2%
Colorado Springs 11	5	11	11	6	33	9%
Coronado High School	3	6	3	-	12	3%
Doherty High School	-	-	2	1	3	1%
Mitchell High School	-	1	6	1	8	2%
Odyssey Early College and Career Options	-	-	-	1	1	0%
Palmer High School	2	4	-	-	6	2%
Tesla Educational Opportunity School	-	-	-	3	3	1%
Falcon 49	1	-	12	17	30	8%
Sand Creek High School	-	-	-	1	1	0%
Springs Studio for Academic Excellence	-	-	-	1	1	0%
Vista Ridge High School	1	-	12	15	28	8%
Fountain Fort-Carson District 8	11	9	10	1	31	8%
Fountain Fort-Carson High School	11	9	10	1	31	8%
Welte Education Center					-	0%
Hanover 28	20	-	1	-	21	6%
Hanover Jr/Sr High School	20	-	1	-	21	6%
Harrison 2	1	1	-	2	4	1%
Harrison High School	-	1	-	1	2	1%
Sierra High School	1	-	-	1	2	1%
Pueblo City 60	3	-	-	3	6	2%
*Pueblo Central High School	1	-	-	-	1	0%
*Pueblo Centennial High School	1	-	-	1	2	1%
*Pueblo East High School	1	-	-	2	3	1%
Pueblo County	-	-	-	1	1	0%
*Pueblo County High School	-	-	-	1	1	0%
Widefield 3	-	-	-	15	15	4%
Mesa Ridge High School	-	-	-	1	1	0%
Widefield High School	-	-	-	14	14	4%
Ellicott 22	4	12	13	9	38	10%
Ellicott High School	4	12	13	9	38	10%
Charter/Other	18	16	18	14	66	18%
Astravo Online Academy	1	-	-	-	1	0%
Atlas Preparatory School	-	-	-	6	6	2%
Calhan High School	1	-	-	-	1	0%
James Irwin Charter High School	15	15	18	6	54	15%
Pikes Peak Online School	-	1	-	-	1	0%
The Classical Academy	1	-	-	1	2	1%
St. Mary's High School	-	-	-	1	1	0%
Other high schools*	-	-	-	-	-	0%
Total	98	82	92	96	368	100%

* High schools where students have transferred from target schools. There is no recruitment of students at these high schools.

University of Colorado Colorado Springs
High School Graduation and College Admission

Graduating Class	Pre-Collegiate/ High School Graduates	Applying to Host Campus	Admitted to Host Campus	Matriculated to Host Campus	Matriculated to CU System	Percent of Graduates Matriculated to CU System*	Graduates Planning to Attend a Postsecondary Institution	Percent of Graduates Planning to Attend a Postsecondary Institution*	Planning to Attend a Four- Year Institution	Planning to Attend a Two- Year Institution	Planning to Attend a Vocational School	Planning on Stopping Out	Unknown (no information on postsecondary matriculation or future plans)
2010-2011	49	49	49	22	26	53%	49	100%	49	-	-	-	-
2011-2012	70	70	70	19	24	34%	67	100%	67	-	-	-	3
2012-2013	68	68	60	23	26	38%	68	100%	66	2	-	-	-
2013-2014	70	70	66	38	41	59%	61	100%	54	6	1	-	9
2014-2015	68	68	55	23	20	29%	52	100%	45	7	-	-	16
2015-2016	40	40	39	18	19	48%	32	100%	27	4	1	-	8
2016-2017	52	52	51	14	18	35%	21	100%	20	1	-	-	31
2017-2018	71	71	71	23	25	35%	48	100%	43	5	-	-	23
2018-2019	77	77	74	30	35	45%	63	100%	51	12	-	-	14
2019-2020	50	50	42	12	14	28%	33	100%	27	6	-	-	17
10-Year Total	615	615	577	222	248	50%	494	100%	449	43	2	-	121

* Percentage is calculated based on the total number of pre-collegiate program/high school graduates with information available on postsecondary matriculation or future plans.

The year indicates when the students completed the pre-collegiate program and graduated high school. Plans for postsecondary enrollment refer to plans for the following fall term (the next academic year). Those who "stop out" include some who indicated that they plan to enlist in the military.

Note: Information is based on student self-reported data collected through surveys. For some years, all information is not available for all pre-collegiate program graduates. Some students may not have completed the survey or may not have completed all items. For example, students might have indicated that they plan to attend a postsecondary institution but did not indicate whether they planned to attend a two-year, four-year, or vocational institution. There are also cases in which students selected multiple response options (e.g. if they plan to attend a two-year college and then transfer to a four-year institution, they may have selected both). These issues are reflected in the subtotals and totals and may affect the percentages who matriculate to CU and who plan to attend a postsecondary institution.



University of Colorado Denver Center for Pre-Collegiate and Academic Outreach Programs

Mission

The mission of the Center for Pre-Collegiate and Academic Outreach Programs at the University of Colorado Denver (CU Denver) is to administer pre-college and pipeline programs. These programs are designed to educate, motivate, and prepare first-generation students to be successful in pre-secondary, secondary, and post-secondary education with the ultimate goal of obtaining a higher education degree.

Pre-Collegiate Middle School Academic Program

The Pre-Collegiate Middle School Academic Program (PCMSAP) at the University of Colorado Denver is an academic enhancement program. This program is designed to adequately prepare first-generation students (neither of whose natural or adoptive parent(s) received a baccalaureate degree) in grades seven and eight to successfully complete their pre-secondary school career, and then enroll in a college preparatory high school curriculum. The ultimate goal is that they enroll in a college/university of their choice with the necessary skills and academic preparation to succeed at and graduate from that institution.

The Pre-Collegiate Middle School Academic Program serves as a precursor to the Pre-Collegiate Development Program when they transition into high school. Students who successfully complete the Program with a cumulative grade point average (GPA) of 2.75 or better will then be accepted to the high school program at the end of their 8th grade year.

The Program will offer students the opportunity to engage in a wide range of pre-college activities throughout the academic year. The academic year component will offer students monthly Saturday Academies consisting of basic study skills (e.g., goal setting, effective note taking, test preparation, time management, effective listening, organization, etc.). Students will also be exposed to supplemental academic instruction, communication skills development, leadership skills development, career exploration, high school transition preparation, and parent partnership workshops.

Eligibility Requirements

- Attend a target school;
- Be a first-generation student (neither of whose natural or adoptive parent(s) received a baccalaureate degree);
- Possess a minimum cumulative Grade Point Average (GPA) of 2.75; and
- Meet one of the following criteria:
 - Be a member of a single parent-family;



- Be the eldest child in the family, or
- Have a strong desire to pursue higher education.

2020-21 FY Accomplishment Highlights

- Successfully recruited 38 new students remotely into the program, fall 2020.
- Successfully implemented and administered Saturday Academy workshops to program students and parents.
 - Workshops for the months of January, February, and March in 2020 were held in person.
 - Due to the pandemic, workshops for the months of April 2020 through April 2021 were posted on PCDP website.
- Successfully implemented and administered summer remote workshops in June and July 2020 to 91 students who completed the middle school.
- Assessed and evaluated Saturday workshops.
- Matriculated 91 students to the Pre-Collegiate High School Program, fall 2020.

2021-22 FY Future Plans

- Administer the Pre-Collegiate Middle School Academic Program.
- Assess and evaluate Saturday Academy workshop topics for students and parents and make the necessary changes.
 - Will incorporate a career component to the middle school workshops.
- Develop and implement recruitment strategies to increase number of students into the program.
 - Continue to improve strategy to recruit and increase the number of male participants.
 - Strategize plans to recruit more students from schools that have not been successful referring students to the program.
 - Strategize plans to recruit students both remotely and in-person given the uncertainty that COVID may have on schools.
 - Work to add additional schools.
- Continue to maintain the pipeline program to the Pre-Collegiate high school program.
 - Offer Saturday workshops for students who finished their middle school career (eighth grade) in June and July to help strengthen the success of pipeline in transitioning students into the high school program.
 - Develop workshops to prepare middle school program students for a successful transition into the high school program.



- Strengthen parent programming component.

Pre-Collegiate Development Program

The Pre-Collegiate Development Program (PCDP), is an institutionally funded academic enhancement program for high school students. This program has been in existence on the Denver Campus since January 1988. The program's objective is to motivate and prepare first-generation college bound students (neither of whose natural or adoptive parent(s) received a baccalaureate degree) who attend a Denver metro-area high school, to successfully complete high school on a timely basis and develop the necessary skills to enter and graduate from a post-secondary institution.

The program offers students in grades 9 through 12 the opportunity to engage in a wide range of pre-college activities throughout the academic year. The academic year component provides students monthly Saturday workshops consisting of the college access process, financial aid, college fair, career fair, college entrance exam preparation/interpretation, leadership skills, interpersonal skills, and study skills workshops.

Sophomores prior to the junior year, participate in a two-week summer academic program at the University of Colorado Denver Campus. The two-week summer academic program includes SAT Mathematics Preparation, SAT English Preparation, and Ethnic Literature course with an emphasis on writing. In addition, juniors prior to their senior year, participate in a five-week summer academic program at the University of Colorado Campus. This session consists of accelerated high school mathematics (Algebra II through Calculus), chemistry (chemistry and AP Prep chemistry), physics, and college prep seminar along with college credit granting courses in the following areas: English Composition and English Workshop. Students are awarded letter grades (A-F) in their summer classes. Students' summer grades are sent to their host high school registrars to be incorporated on their high school transcripts.

Eligibility Requirements

- Attend a target school;
- Be a first-generation student (neither of whose natural or adoptive parent(s) received a baccalaureate degree);
- Possess a minimum cumulative Grade Point Average (GPA) of 2.5; and
- Meet one of the following criteria:
 - Be a member of a single parent-family;
 - Be the eldest child in the family; or
 - Have a strong desire to pursue higher education.



Summer Bridge Program

The Pre-Collegiate Summer Bridge Program is designed to offer CU system-wide Pre-Collegiate graduates, who decided to matriculate to the University of Colorado Denver (CU Denver) the opportunity to enroll in college classes prior to starting in the fall. Students enroll in two three-college granting credit courses in “Fundamental of Communications” and “The Beatles, Popular Music, and Society” along with a one-college granting credit course in “College Success.” The “College Success” course, is designed to help students with a smooth transition from high school to the University of Colorado Denver and get them acclimated to the campus as they start their college career. The Summer Bridge Program is a partnership between the Center for Pre-Collegiate and Academic Outreach Programs, the Center for Inclusion and Identity, the Communication Department, the College of Arts and Media, and the Office of First Year Experience and Student Transition and Family Engagement. Due to the pandemic, the Summer Bridge Program was held remotely. There were 24 students participated in the 2020 Summer Bridge Program.

Partnership with the CU Denver English Department

The Pre-Collegiate Development Program has partnered with the English Department at the University of Colorado Denver during the Five-Week Summer Academic Program for many years to provide students with writing courses to enhance their writing skills. Students were placed in a college granting credit course based on how they tested out on a writing assessment. Students either enrolled in a college Writing Workshop or English Composition course. They received three-college credits for the course. Due to the pandemic and the lack of familiarity on remote learning, the program decided not to offer the college English courses for the 2020 Five-Week summer program. However, the program plans to continue this partnership for the 2021 summer program.

Partnership with the Office of Recruitment and Undergraduate Admissions and K-12 Outreach

The Pre-Collegiate Development Program has worked closely with Office of Undergraduate Admissions to grant admissions to Pre-Collegiate students who participated in the Five-Week Summer Academic Program. However, due to the pandemic, students were not able to complete the degree seeking application to CU Denver until August. Staff from the Office of Recruitment and Undergraduate Admissions and K-12 Outreach assisted students to apply for regular admissions to the university and presented various workshops to program students throughout the year.



Mentorship Program

The Center for Pre-Collegiate and Academic Outreach Programs has developed a Mentorship Program (MP) to offer system-wide Pre-Collegiate students who matriculate to the University of Colorado Denver. The MP serves an important role in supporting students in navigating the various challenges and barriers they may encounter during their initial college experiences at CU Denver. It is the belief that the MP will help to alleviate some of the struggles that these students may encounter during their freshmen year and assist them to become successful students at the University of Colorado Denver by working with MP mentors. The MP will solicit former Pre-Collegiate students who have been successful at CU Denver to become mentors. The first cohort of Pre-Collegiate mentees will start at the beginning of the 2021/2022 academic year.

Pre-Collegiate Scholarship

The Pre-Collegiate Scholarship at the University of Colorado Denver is designed to provide financial support to system-wide Pre-Collegiate students who complete their Pre-Collegiate Program in good standing and matriculate CU Denver. Students who successfully meet the university's Financial Aid Satisfactory Academic Progress (SAP) requirement, can receive the scholarship up to eight semesters excluding summer terms during their undergraduate study.

2020-21 FY Accomplishment Highlights

- Successfully implemented and administered the five-week summer program for rising seniors (2020).
- Successfully implemented and administered a five-week Summer Bridge Program (2020).
- Successfully implemented and administered Saturday Academy workshops.
 - Workshops for the months of January and February of 2020 were held on campus.
 - Workshops for the months of April of 2020 through April of 2021 were held remotely.
- Successfully hosted and administered the annual system-wide Pre-Collegiate College Fair remotely for juniors, seniors, and parents.
- Successfully hosted and administered a remote system-wide Pre-Collegiate Financial Aid workshop for seniors and parents.
- Successfully hosted and administered a remote system-wide Pre-Collegiate Career Day for program juniors and seniors.
- Successfully evaluated Saturday Academy workshops for students and parents and made the necessary changes.
- Successfully managed program projected budget to anticipate and curtail budget expenses.



- Successfully provided professional development to student staff to enhance their skills.
- Successfully coordinated a planning day for staff to plan, develop, and implement program activities.
- Successfully worked in partnership with other CU Denver departments: School of Education and Human Development, Communication Department, English Department, Office of Financial Aid, Office of First Year Experience and Student Transition and Family Engagement, Center for Inclusion and Identity, Office of Recruitment and Undergraduate Admissions, K-12 Outreach, Career Center, and others.
- Successfully administered the Pre-Collegiate Scholarship to Pre-Collegiate students matriculating to CU Denver.
- Successfully recruited 66 new students into the program, fall 2020.
- Successfully developed the Pre-Collegiate Mentorship Program for future Pre-Collegiate students who matriculate to CU Denver.
- Successfully completed the college placement for the 2020 high school graduates:
 - Graduated May 2020: 90
 - Matriculated to 4-year institutions fall 2020: 70 (78%)
 - Matriculated to CU Denver fall 2020: 26 (29%)
 - Matriculated to CU System fall 2020: 33 (37%)

2021-22 FY Future Plans

- Implement and administer Saturday Academy workshops.
- Implement and administer an online 5-week Summer Academic Program.
- Implement and administer an online 2-week Summer Academic Program.
- Implement and administer the Pre-Collegiate Summer Bridge Program to system-wide Pre-Collegiate students who will matriculate to CU Denver.
- Coordinate the recruitment of students into the program.
 - Continue to develop strategy to recruit more students from schools that have not been successful in referring students to the program.
 - Strategize plans to recruit students both remotely and in-person given the uncertainty that COVID may have on schools.
- Continue the partnerships with other CU Denver departments: School of Education and Human Development, Communication Department, English Department, Office of Financial Aid, Office of First Year Experience and Student Transition and Family Engagement, Center for Inclusion and Identity, Office of Recruitment and Undergraduate Admissions, K-12 Outreach, Career Center, and others.
- Assess and evaluate Saturday Academy workshop topics and make the necessary changes.
- Implement and administer the Pre-Collegiate Mentorship Program.
- Provide professional development to staff.
- Coordinate and facilitate staff planning day.



- Administer the Pre-Collegiate Scholarship to system-wide Pre-Collegiate students matriculating to CU Denver.
- Monitor college placement for the 2021 PCDP graduating class.
 - Anticipated Graduates: 86
 - Anticipated to matriculate to 4-year institution: 75
 - Anticipated to matriculate to CU Denver: 27

CU Denver Scholars Program

The scholars Program at the University of Colorado Denver is an early college enrollment program for high achieving first-generation high school seniors in the Denver metro area. Students enroll in a three- college credit course on the University of Colorado Denver Campus during the fall and spring semester of their senior year. The credits that students earn can be applied toward their college degree requirements.

Students also participate in monthly Saturday workshops designed to introduce them and their parents to the college access process and college environment.

Eligibility Requirements

- Attend a target school;
- Be a first-generation student (neither of whose natural or adoptive parent(s) received a baccalaureate degree);
- Possess a minimum cumulative Grade Point Average (GPA) of 3.0; and
- Meet one of the following criteria:
 - Be a member of a single parent-family;
 - Be the eldest child in the family; or
 - Have a strong desire to pursue higher education.

2020-21 FY Accomplishment Highlights

- Successfully implemented and administered Saturday Academy workshops.
 - Workshops for the months of January and February of 2020 were held on campus.
 - Workshops for the months of April of 2020 through April of 2021 were held remotely.
- Successfully hosted and administered the annual system-wide Pre-Collegiate College Fair remotely for juniors, seniors, and parents.
- Successfully hosted and administered a remote system-wide Pre-Collegiate Financial Aid workshop for seniors and parents.
- Successfully hosted and administered a remote system-wide Pre-Collegiate Career Day for program juniors and seniors.



- Successfully assisted in implementing and hosted the first Pre-Collegiate system-wide graduation.
- Successfully evaluated Saturday Academy workshops for students and parents and made the necessary changes.
- Successfully worked in partnership with other CU Denver departments: School of Education and Human Development, Communication Department, English Department, Office of Financial Aid, Office of First Year Experience and Student Transition and Family Engagement, Center for Inclusion and Identity, Office of Recruitment and Undergraduate Admissions, K-12 Outreach, Career Center, and others.
- Successfully recruited 102 new students into the program, fall 2020.
- Successfully completed the college placement for the 2020 high school graduates:
 - Graduated May 2020: 115
 - Matriculated to 4-year institutions fall 2020: 97 (84%)
 - Matriculated to CU Denver fall 2020: 25 (22%)

2021-22 FY Future Plans

- Implement and administer Saturday Academy workshops.
- Coordinate the recruitment of students into the program.
 - Continue to develop strategy to recruit more students from schools that have not been successful in referring students to the program.
 - Strategize plans to recruit students both remotely and in-person given the uncertainty that COVID may have on schools.
- Continue the partnerships with other CU Denver departments: School of Education and Human Development, Communication Department, English Department, Office of Financial Aid, Office of First Year Experience and Student Transition and Family Engagement, Center for Inclusion and Identity, Office of Recruitment and Undergraduate Admissions, K-12 Outreach, Career Center, and others.
- Assess and evaluate Saturday Academy workshop topics and make the necessary changes.
- Monitor college placement for the 2021 PCDP graduating class.
 - Anticipated Graduates: 101
 - Anticipated to matriculate to 4-year institution: 89
 - Anticipated to matriculate to CU Denver: 23

Overall Summary

Due to the COVID-19 pandemic, the Center for Pre-Collegiate and academic Outreach Programs at the University of Colorado Denver conducted all its activities remotely from April of 2020 to June of 2021. Although there were challenges in executing the activities of the Center, it was deemed successful given that remote learning was a new concept to program students and staff. The Center was able to conduct Saturday workshops to students in various



forms both remotely and by posting on the PCDP website. Secondly, the Pre-Collegiate Development Program (high school) successfully hosted a remote 5-week summer academic program for rising seniors and a remote Summer Bridge Program during the 2020 summer term for system-wide Pre-Collegiate students matriculating to CU Denver. Lastly, the programs successfully recruited students to participate in the various programs during the 2020/21 recruitment cycle. The Center will conduct its annual summer programs remotely for the 2021 summer term.

Center for Pre-Collegiate and Academic Outreach Programs
University of Colorado Denver
1200 Larimer Street
North Classroom, Ste. 4032
Campus Box 147, P.O. 173364
Denver, CO 80204-3364

Greg Lee
Center Director
PH: 303-315-7070
Email: Greg.lee@ucdenver.edu

Junior Reina
High School/Summer Bridge Program Manager
PH: 303-315-7070
Email: Junior.reina@ucdenver.edu

Leslie Farrell
Middle School Program Manager
PH: 303-315-7070
Email: Leslie.farrell@ucdenver.edu

Zoya Sarow
Scholars/Senior Program Coordinator
PH: 303-315-7070
Email: zoya.zarow@ucdenver.edu

University of Colorado Denver
2020-21 Pre-Collegiate Development Program Enrollment ¹

Denver Campus

	Middle School			High School					All	
	7th Grade	8th Grade	Total	9th Grade	10th Grade	11th Grade	12th Grade	Total		
African American	3	7	10	9	14	14	6	43	53	10%
Male	2	3	5	3	4	4	1	12	17	3%
Female	1	4	5	6	10	10	5	31	36	6%
Latino	22	75	97	49	91	62	61	263	360	65%
Male	9	18	27	17	25	25	21	88	115	21%
Female	13	57	70	32	66	37	40	175	245	44%
Asian/Pacific Islander	1	5	6	2	14	10	8	34	40	7%
Male	1	2	3	1	4	3	4	12	15	3%
Female	-	3	3	1	10	7	4	22	25	5%
American Indian	2	-	2	3	2	1	1	7	9	2%
Male	-	-	-	-	2	1	-	3	3	1%
Female	2	-	2	3	-	-	1	4	6	1%
White/Other	6	13	19	14	9	9	6	38	57	10%
Male	3	5	8	5	2	4	2	13	21	4%
Female	3	8	11	9	7	5	4	25	36	6%
More than One Race	4	14	18	10	3	2	3	18	36	6%
Male	-	6	6	4	2	-	-	6	12	2%
Female	4	8	12	6	1	2	3	12	24	4%
Total	38	114	152	87	133	98	85	403	555	100%
Male	15	34	49	30	39	37	28	134	183	
Female	23	80	103	57	94	61	57	269	372	
	61%	70%	68%	66%	71%	62%	67%	67%	67%	

¹ Enrollment as of February 2021

**University of Colorado Denver
2020-21 Pre-Collegiate Development Program Enrollment by School ¹**

Denver Campus

Middle Schools by District	7th Grade	8th Grade	Total	
Adams 12	-	11	11	7%
The International School at Thornton Middle	-	11	11	7%
Aurora Public School	6	27	33	22%
Clyde Miller P-8 School	4	-	4	3%
North Middle School	-	10	10	7%
South Middle School	2	17	19	13%
Brighton School 27J	11	4	15	10%
Stuart Middle School	11	4	15	10%
Denver Public Schools	8	29	37	24%
Compass Academy	4		4	3%
Kunsmiller Creative Arts Academy	1	15	16	11%
Martin Luther King, Jr. Early College MS	2	12	14	9%
Morey Middle School	1	-	1	1%
Noel Community Arts School (NCAS)	-	2	2	1%
Sheridan 2	-	12	12	8%
Ft. Logan Northgate 3-8 School	-	12	12	8%
Westminster Public Schools	-	1	1	1%
Scott Carpenter Middle School	-	1	1	1%
Charter Schools	11	27	38	25%
Global Village Academy Northglenn	4	12	16	11%
Pinnacle Charter School	7	15	22	14%
Other middle schools*	2	3	5	3%
Total	38	114	152	100%

¹ Enrollment as of February 2021

* Middle schools where students have transferred from target schools. There is no recruitment of students at these schools.

University of Colorado Denver
2020-21 Pre-Collegiate Development Program Enrollment by School ¹

Denver Campus

High Schools by District	9th Grade	10th Grade	11th Grade	12th Grade	Total	
27 J	6	1	1	-	8	2%
Eagle Ridge High School	-	-	1	-	1	0%
Prairie View High School	3	-	-	-	3	1%
Riverdale Ridge High School	3	1	-	-	4	1%
29 J	-	-	-	1	1	0%
Bennet High School	-	-	-	1	1	0%
Adams 12	19	20	4	9	52	13%
Horizon High school	1	1	-	-	2	0%
Legacy High School	2	1	-	-	3	1%
Mountain Range High School	3	1	-	-	4	1%
Northglenn High School	8	11	2	8	29	7%
Pinnacle high School	1	1	1	1	4	1%
Thornton High School	4	5	1	-	10	2%
Adams 50	1	4	5	4	14	3%
Wesminster High School	1	4	5	4	14	3%
Aurora Public Schools	26	24	20	12	82	20%
Aurora Central High School	11	4	2	3	20	5%
Aurora West High School		1	1	1	3	1%
Central High School	1	-	-	-	1	0%
CEC Aurora High School	1	-	-	1	2	0%
Gateway High School	-	4	4	1	9	2%
Hinkley High School	6	8	3	5	22	5%
Rangeview High School	4	5	9	1	19	5%
William Smith High School	3	1	1	-	5	1%
Vanguard East High School	-	1	-	-	1	0%
Cherry Creek 5	4	12	11	14	41	10%
Cherry Creek High school	-	-	1	1	2	0%
Eaglecrest High School	1	-	-	-	1	0%
Elevation High School	-	-	2	-	2	0%
Overland High School	-	6	4	4	14	3%
Smoky Hill High School	3	6	4	9	22	5%
Denver Public Schools	22	38	32	33	125	31%
CEC Denver High School	1	1	-	1	3	1%
DCIS High School	-	-	2	-	2	0%
DCIS Baker High School	2	-	2	1	5	1%
DCIS Montbello High School	-	-	1	-	1	0%
DSST Cole High School	-	1	-	-	1	0%
DSST College View High School	-	1	-	1	2	0%
DSST Green Valley Ranch High School	-	1	-	-	1	0%
DSST Monthview High School	-	-	1	-	1	0%
DSST Stapleton High School	-	-	1	7	8	2%
JFK High School	1	2	-	-	3	1%
Kipp Denver Collegiate High School	1	-	1	3	5	1%
Kunsmiller High School	2	4	1	-	7	2%
Lincoln High School	-	-	2	-	2	0%

University of Colorado Denver
2020-21 Pre-Collegiate Development Program Enrollment by School ¹

Denver Campus

High Schools by District	9th Grade	10th Grade	11th Grade	12th Grade	Total	
Manuel High School	-	-	1	-	1	0%
Martin Luther King Jr. High School	11	19	14	9	53	13%
Noel Community Arts School	-	2	-	-	2	0%
North High School	1	6	-	1	8	2%
Northeast Early College	-	-	1	-	1	0%
Northfield High School	-	-	1	1	2	0%
South High School	2	1	2	2	7	2%
STRIVE- Excel High School	-	-	1	-	1	0%
STRIVE- Smart High School	-	-	1	7	8	2%
West Leadership High School	1	-	-	-	1	0%
Douglas County	-	3	-	-	3	1%
CEC Parker High School	-	1	-	-	1	0%
Douglas High School	-	2	-	-	2	0%
Independent	3	1	1	-	5	1%
Colorado Academy	-	1	-	-	1	0%
Mullen High School	1	-	1	-	2	0%
Regis Jesuit High School	1	-	-	-	1	0%
Rocky Mountain Lutheran	1	-	-	-	1	0%
Jefferson County R-1	2	6	9	2	19	5%
Alameda High School	2	3	6	-	11	3%
Bear Creek High School	-	2	1	1	4	1%
Jefferson High School	-	1	-	1	2	0%
Wheat Ridge High School	-	-	2	-	2	0%
Littleton	1	1	-	-	2	0%
Arapahoe High School	-	1	-	-	1	0%
Littleton High School	1	-	-	-	1	0%
Mapleton	-	9	-	-	9	2%
Academy High School	-	1	-	-	1	0%
Mapleton High School	-	2	-	-	2	0%
York International	-	6	-	-	6	1%
Sheridan	2	5	2	7	16	4%
Sheridan High School	2	5	2	7	16	4%
Thompson	1	-	-	-	1	0%
Loveland High School	1	-	-	-	1	0%
Private Schools	-	8	13	3	24	6%
Arrupe Jesuit High School	-	8	13	3	24	6%
Other high schools*	-	1	-	-	1	0%
	-	1	-	-	1	0%
Total	87	133	98	85	403	100%

¹ Enrollment as of February 2021

* High schools where students have transferred from target schools. There is no recruitment of students at these high schools.

**University of Colorado Denver
High School Graduation and College Admission**

Denver Campus

Graduating Class	Pre-Collegiate/ High School Graduates	Applying to Host Campus	Admitted to Host Campus	Matriculated to Host Campus	Matriculated to CU System	Percent of Graduates Matriculated to CU System*	Percent of Graduates Planning to Attend a Postsecondary Institution	Percent of Graduates Planning to Attend a Postsecondary Institution*	Planning to Attend a Four- Year Institution	Planning to Attend a Two- Year Institution	Planning to Attend a Vocational School	Planning on Stopping Out	Unknown (no information on postsecondary matriculation or future plans)
2010-11	73	73	63	26	35	48%	73	100%	68	5	-	-	-
2011-12	73	73	66	34	42	58%	73	100%	69	4	-	-	-
2012-13	85	85	75	25	36	45%	80	100%	71	9	-	-	5
2013-14	73	73	66	25	34	48%	70	99%	63	6	1	1	2
2014-15	62	62	54	22	28	46%	61	100%	53	8	-	-	1
2015-16	71	71	64	19	28	41%	67	99%	66	1	-	1	3
2016-17	71	70	66	19	32	47%	68	100%	66	2	-	-	3
2017-18	81	81	73	29	42	52%	81	100%	77	3	1	-	-
2018-19	72	72	69	28	37	51%	72	100%	66	6	-	-	-
2019-20	90	90	84	25	33	37%	73	100%	70	3	-	-	17
10-Year Total	751	750	680	252	347	48%	718	100%	669	47	2	2	31

* Percentage is calculated based on the total number of pre-collegiate program/high school graduates with information available on postsecondary matriculation or future plans. Data are based on students' reports of their intentions.

The year indicates when the students completed the pre-collegiate program and graduated high school. Plans for postsecondary enrollment refer to plans for the following fall term (the next academic year). Those who "stop out" include some who indicated that they plan to enlist in the military.

Note: Information is based on student self-reported data collected through surveys. For some years, all information is not available for all pre-collegiate program graduates. Some students may not have completed the survey or may not have completed all items. For example, students might have indicated that they plan to attend a postsecondary institution but did not indicate whether they planned to attend a two-year, four-year, or vocational institution. There are also cases in which students selected multiple response options (e.g. if they plan to attend a two-year college and then transfer to a four-year institution, they may have selected both). These issues are reflected in the subtotals and totals and may affect the percentages who matriculate to CU and who plan to attend a postsecondary institution.



University of Colorado Anschutz Medical Campus CU Pre-Health Scholars Program

STEM and health careers historically lack diversity among the professionals within the fields reducing perspective, and often resulting in disparities in the services they provide. The CU Pre-Health Scholars Program (CUPS) is an academic enrichment program designed to provide resources and guidance to students from diverse backgrounds and identities that are interested in entering health professions. CUPS Scholars will graduate from high school with experience and knowledge to be successful in college and as they move into their chosen careers.

Vision

The CU Pre-Health Scholars Program envisions education, and medical systems that provide quality service to all. Through a holistic understanding of social determinants of health, researchers and practitioners center the values, experiences and needs of historically marginalized communities.

Mission

We strive to make this vision a reality through a non-traditional pre-collegiate STEM program that expands on students' knowledge and experiences in order for them to thrive in college, graduate and/or professional school. Our approach empowers students to infuse empathy, critical thinking and social change throughout their personal and professional journeys.

With the merger of the Health Careers Pre-Collegiate Program into Office of Inclusion and Outreach in September 2014, we have included a 9th grade Scholars Program with the existing 10th-12th-grade component of the Pre-Collegiate program to form the new CU Pre-Health Scholars Program (CUPS).

Our objective is to provide formal and informal learning opportunities for high school students and their families to foster academic excellence and interest in STEM, and ultimately improve matriculation and graduation from college. By working directly with the Under-Graduate Pre-Health Program, CUPS seeks to create a seamless pathway to professional and graduate school admissions.

The CUPS program staff values the perspectives and experiences that CUPS Scholars and their family members bring to the program. At various times staff members may ask scholars or family members for feedback on the program.



CU Pre-Health Scholars Program

The CU Pre-Health Scholars Program (CUPS) is an institutionally funded academic enhancement program for high school students. This program has been in existence on the CU Anschutz Medical Campus since 2004. The program's objective is to motivate and prepare first-generation college bound students (neither of whose natural or adoptive parent(s) received a baccalaureate degree) who attend a Denver metro-area high school, to successfully complete high school on a timely basis and develop the necessary skills to enter and graduate from a post-secondary institution.

The program offers students in grades 9 through 12 the opportunity to engage in a wide range of pre-college activities throughout the academic year. The CUPS curriculum supports students' growth through a variety of academic activities, college visits, mentoring, and exposure to different STEM and health specific technologies and careers. Students move through the program within a cohort of peers from different schools to collaborate, share ideas, and support each other's learning during their time in the program. CUPS aims to help students gain a better understanding of themselves, the impact of societal systems on their experiences and their future careers. Over the course of the four years CUPS Scholars will participate in classes that focus on enhancing their self-awareness, critical thinking, collaboration, communication skills and self-advocacy skills. Through these classes, CUPS Scholars will gain advanced knowledge related to math, science and literacy. Scholars also participate in workshops related to the college and scholarship selection and application process, study skills, and financial aid.

Typically students in the CUPS program take a standard set of courses based on their grade level, with each year building upon the last. The courses are based on the four pillars of the CUPS program 1) Holistic wellness- these focus on developing the skills and knowledge students need in order to thrive physically, emotionally, socially as well as academically. 2) Scholarship- These courses focus on critical thinking skills, and the importance of contributing to the production of knowledge/ engaging in academic conversations publically via conference presentations or publications. 3) Innovation- These courses center around creative technologies that are used in cutting edge medical research such as 3D printers, CNC Mills, Smart Textiles and Laser Cutters 4) Equity/Health Disparities- through these classes students learn about how identities such as race, gender, class and sexuality relate to social, political and economic power. The classes focus on how power contributes to health disparities, and what students can do as future leaders in the field.

This year, in order to increase motivation to attend an online program, and provide as much flexibility as possible, students were permitted to take classes based on interest and availability rather than grade level. All of the classes offered this year related to at least one of the aforementioned pillars. Students participated in zoom calls and asynchronous work.

In addition to classes, students participated in community building activities and mentoring meetings. The community building activities were grade based. The content was tailored to the



specific needs and interests of the students. For example, the meetings for seniors focused on the pathway to college; where as the meeting for sophomores focused on relationship building, time management and stress reduction.

In the fall, learning assistants, alumni of the CUPS program who work as near peer mentors, checked in monthly with CUPS students to provide academic support and guidance. During the spring, mentors from Pfizer met with students to discuss career exploration and pathways to college.

Summer

The summer between their freshman and sophomore year, students participate in a three-week summer experience. This program exposes students to various fields of study related to health care, health disparities and creative technologies. The program is designed to introduce students to a holistic perspective of health care and medical research.

Prior to the junior year, participate in a three-week summer academic program. The three-week academic program includes SAT Math and English Preparation, health disparities and technology-based electives. Students have the option to participate in SAT prep through Khan Academy. The core courses of the summer are public health and community service. Through these classes, students learn about systemic causes of health disparities. The community service course focuses on developing projects that either address or raise awareness about causes of health disparities. All students take at least one creative elective, all electives relate to health care in a creative fashion, be it through technologies that are used in cutting edge medical research, or a focus on healthy eating. The technology electives will include, 2D modeling, smart textiles, hand sewing and mathematical modeling, we are also offering nutrition/cooking. The three-week program combines traditional academics and experiential learning. Select rising juniors are able to participate in the 6 week program and complete one three credit college course.

Prior to their senior year, CUPS scholars, participate in a six-week summer academic program held on the CU Anschutz Medical Campus. The summer session consists of accelerated college credit courses. This summer we are offering three options, and students can earn up to six credits for participating. The first is a project based Bio-Engineering Design which focuses on teaching students how to design an assistive medical device. The second is an Ethnic Studies course that focuses on health disparities and inequity in health care. The third is an English for STEM Majors class. It focuses on research, writing and analysis techniques that are specific to scientific writing. All rising seniors take the Senior Seminar. This class provides vital information/tools students regarding applying for college and scholarships. Rising seniors also enroll in one creative elective, this year the options are smart textiles, garment sewing, and nutrition.

During the Scholars' junior and senior year in high school, they have the opportunity to participate in either the Denver Student Training in Research Science (STaRS) programs.



Seniors are involved in Saturday workshops that are designed to prepare them for college study and introduce them and their parents to the rigors of a college environment.

College Immersion – Core Courses

We have been providing college level course for the CU Pre-Health Scholars participants on the CU Anschutz Medical Campus. These additional academic/educational tools have enhanced the program that we already offer and have provided students the opportunity to receive addition college credit in preparation for higher education during their sophomore, junior, and senior high school academic years. Research shows that high school students who take college credit courses during high school will earn a high school diploma, initially enroll in a four-year institution, enroll full-time and persist in college to a second semester. They also have significantly higher cumulative college GPAs three years after high school graduation than did their peers who did not participate, and they had earned more college credits (indicating progress toward a degree) than non-participating peers (Redden 2007). Students are selected to take these courses based on certain prerequisite, including; current high school GPA, assessment tests, letters of support from high school teachers, and a signed commitment letter from student and parent.

2020-2021 FY Accomplishment Highlights

- Successfully implemented and delivered the three and six-week summer programs via Canvas and Zoom.
- Successfully implemented and delivered Saturday Academies via Canvas and Zoom.
- Successfully developed and managed program projected budget to anticipate and curtail budget expenses.
- Successfully evaluated Saturday Academy workshops and Summer Program for students and parents and made the necessary changes.
- Successfully implemented and offered multiple options of college level courses for credit to our participants
- Successfully transitioned the CUPS makerspace activities to the virtual setting
- CUPS Students and Instructors presented at the Maker ED virtual conference,\
- Successfully established the CUPS Scholars council which functions as a student councils, thus establishing official leadership positions for students.

2021-2022 FY Future Plans

- Continue to strengthen our partnerships with the professional programs on the CU Anschutz Medical Campus.



Seek additional internship opportunities and partnerships for our participants.

- Continue to develop college level course opportunities for our participants on the CU Anschutz Medical Campus.
- Collect and analyze Alumni data and current participant evaluations.
- Strengthen the parent/family programming and networking opportunities.
- Enhance Saturday workshops to include more academic preparation for our participants.
- Expand the Technology Makerspace to enhance the opportunities for participants to conduct research.
- Identify opportunities, and support students in their applications to present at conferences and/or submit manuscripts to academic publications
- Provide each participant with a Chromebook.
- Development of a seamless eight-year curriculum from 9th grade through undergraduate.

For more information, contact the CU Pre-Health Scholars Program:

Dominic F. Martinez, Ed.D. (*Pronouns: he/him/his*)
Assistant Vice Chancellor, Office of Inclusion and Outreach

Christian Valtierra, MEd (*Pronouns: he/him/his*)
Associate Director, Office of Inclusion and Outreach

Sam Dancis, MEd (*Pronouns: They/Them/Theirs*)
Coordinator, Office of Inclusion and Outreach
Program Director, CU Pre-Health Scholars Program (CUPS)

Alisha Elliott, MA (*Pronouns: she/her/hers/us/we*)
Coordinator, Office of Inclusion and Outreach
Program Director, Undergraduate Pre-Health Program (UPP)

**University of Colorado Denver|Anschutz Medical Campus
2020-21 Pre-Collegiate Development Program Enrollment ¹**

Anschutz Medical Campus - CU Pre-Health Scholars Program

	High School				All	
	9th Grade	10th Grade	11th Grade	12th Grade		
African American	2	5	20	9	36	24%
Male	-	-	4	2	6	4%
Female	2	5	16	7	30	20%
Latino	-	7	17	19	43	29%
Male	-	2	3	2	7	5%
Female	-	5	14	17	36	24%
Asian/Pacific Islander	6	10	13	9	38	26%
Male	-	2	3	2	7	5%
Female	6	8	10	7	31	21%
American Indian	-	1	-	-	1	1%
Male	-	1	-	-	1	0.7%
Female	-	-	-	-	-	0.0%
White/Other	1	5	8	4	18	12%
Male	-	-	5	1	6	4%
Female	1	5	3	3	12	8%
More than One Race	-	2	7	2	11	7%
Male	-	-	-	-	-	0%
Female	-	2	7	2	11	7.5%
Total	9	30	65	43	147	100%
Male	-	5	15	7	27	
Female	9	25	50	36	120	
	100%	83%	77%	84%	82%	

¹ Enrollment as of February 2021

**University of Colorado Denver|Anschutz Medical Campus
2020-21 Pre-Collegiate Development Program Enrollment by School ¹**

Anschutz Medical Campus - CU Pre-Health Scholars Program

High Schools by District	9th Grade	10th Grade	11th Grade	12th Grade	Total	
Adams 50	-	1	-	1	2	1%
Westminster High School	-	1	-	1	2	1%
Aurora Public Schools	1	11	24	6	42	30%
Gateway High School	1	5	7	-	13	9%
William Hinkley High School	-	5	5	4	14	10%
Rangeview High School	-	-	12	-	12	8%
Vista Peak Preparatory	-	1	-	2	3	2%
Cherry Creek 5	2	7	13	21	43	30%
Overland High School	-	-	8	13	21	15%
Smokey Hill High School	2	7	5	8	22	15%
Denver Public Schools	-	-	13	9	22	15%
Denver School of Science & Technology (Montview)	-	-	5	1	6	4%
Denver School of Science & Technology (Green Valley Ranch)	-	-	2	4	6	4%
Denver School of Science & Technology (Byers)	-	-	2	2	4	3%
East High School	-	-	-	1	1	1%
George Washington High School	-	-	-	1	1	1%
Martin Luther King Jr. Early College	-	-	3	-	3	2%
North High School	-	-	1	-	1	1%
Jefferson County R-1	-	-	1	2	3	2%
Alameda High School	-	-	-	1	1	1%
Lakewood High School	-	-	1	1	2	1%
Private Schools	-	2	1	2	5	4%
Arrupe Jesuit High School	-	2	1	2	5	4%
Other high schools*	6	9	13	2	25	18%
Kipp North East Leadership Academy	1	1	-	-	2	1%
Cherry Creek High School	-	1	2	1	4	3%
Castle View High School	-	1	-	-	1	1%
Denver School of Science & Technology (College View)	-	-	1	-	1	
Denver School of Science & Technology (Cole)	-	1	1	-	2	1%
Regis Jesuit	-	-	2	-	2	1%
Rock Canyon High School	4	4	-	1	9	6%
Fairview High School	-	-	1	-	1	1%
Eaglecrest High School	-	-	1	-		
Greeley Central High School	-	-	2	-		
Green Mountain High School	-	-	1	-		
Thunderridge High School	-	-	1	-		
Ralston Valley High School	-	-	1	-	1	1%
Dakota Ridge	1	-	-	-	1	1%
STEM School Highlands Ranch	-	1	-	-	1	1%
Total	9	30	65	43	142	100%

* High schools where students have transferred from target schools. There is no recruitment of students at these high schools.

¹ Enrollment as of February 2021

**University of Colorado Denver|Anschutz Medical Campus
High School Graduation and College Admission**

Anschutz Medical Campus - CU Pre-Health Scholars Program

Graduating Class	Pre-Collegiate/ High School Graduates	Applying to Host Campus	Admitted to Host Campus	Matriculated to Host Campus	Matriculated to CU System	Percent of Graduates Matriculated to CU System	Graduates Planning to Attend a Postsecondary Institution	Percent of Graduates Planning to Attend a Postsecondary Institution	Planning to Attend a Four- Year Institution	Planning to Attend a Two- Year Institution	Planning to Attend a Vocational School	Planning on Stopping Out	Ascent / Concurrent Enrollment (5th year HS senior)	Unknown (no information on postsecondary matriculation or future plans)
2010-11	51	51	43	12	20	67%	30	100%	25	5	-	-	-	21
2011-12	42	42	37	14	20	48%	41	98%	36	5	-	1	-	-
2012-13	59	59	58	22	30	51%	59	100%	57	2	-	-	-	-
2013-14	78	78	71	30	41	55%	74	100%	69	5	-	-	-	4
2014-15	64	64	59	31	39	68%	56	98%	53	3	-	1	-	7
2015-16	59	59	54	16	28	54%	49	94%	47	2	-	3	-	7
2016-17	44	44	41	14	24	56%	41	95%	37	4	1	-	1	1
2017-18	34	34	34	15	16	48%	33	100%	30	3	-	-	-	1
2018-19	39	39	39	15	20	53%	38	100%	37	1	-	-	-	1
2019-20	39	29	27	18	19	54%	34	97%	31	3	-	1	-	4
10-Year Total	509	499	463	187	257	56%	455	98%	422	33	1	6	1	46

The year indicates when the students completed the pre-collegiate program and graduated high school. Plans for postsecondary enrollment refer to plans for the following fall term (the next academic year).

Roaring Fork School District

2020-21 Pre-Collegiate Development Program Enrollment ¹

Pre-Collegiate Program Delivered in Partnership with the University of Colorado Boulder

	Middle School			High School					All		
	7th Grade	8th Grade	Total	9th Grade	10th Grade	11th Grade	12th Grade	Total			
African American	-	-	-	-	-	-	-	-	-	-	0%
Male	-	-	-	-	-	-	-	-	-	-	0%
Female	-	-	-	-	-	-	-	-	-	-	0%
Latino	-	39	39	50	43	54	52	199	238	87%	
Male	-	10	10	15	12	14	17	58	68	25%	
Female	-	29	29	35	31	40	35	141	170	62%	
Asian/Pacific Islander	-	-	-	-	-	-	1	1	1	0%	
Male	-	-	-	-	-	-	1	1	1	0%	
Female	-	-	-	-	-	-	-	-	-	0%	
American Indian	-	1	1	1	-	-	-	1	2	1%	
Male	-	-	-	-	-	-	-	-	-	0%	
Female	-	1	1	1	-	-	-	1	2	1%	
White/Other	-	3	3	5	4	11	7	27	30	11%	
Male	-	1	1	2	1	1	2	6	7	3%	
Female	-	2	2	3	3	10	5	21	23	8%	
More than One Race	-	1	1	-	1	2	-	3	4	1%	
Male	-	1	1	-	-	-	-	-	1	0%	
Female	-	-	-	-	1	2	-	3	3	1%	
Total	-	44	44	56	48	67	60	231	275	100%	
Male	-	12	12	17	13	15	20	65	77		
Female	-	32	32	39	35	52	40	166	198		
	0%	27%	27%	30%	27%	22%	33%	28%	28%		
	0%	73%	73%	70%	73%	78%	67%	72%	72%		

¹ Enrollment as of February 2021

Roaring Fork School District

2020-21 Pre-Collegiate Development Program Enrollment ¹

Pre-Collegiate Program Delivered in Partnership with the University of Colorado Boulder

Middle Schools	Middle School		Total
	7th Grade	8th Grade	
Basalt Middle School	-	22	22
Glenwood Springs Middle School	-	12	12
Carbondale Middle School	-	10	10
Middle Schools Total	-	44	44

High Schools	High School				Total
	9th Grade	10th Grade	11th Grade	12th Grade	
Glenwood Springs High School	25	18	27	21	91
Basalt High School	11	20	20	16	67
Roaring Fork High School	20	10	20	23	73
High Schools Total	56	48	67	60	231

¹ Enrollment as of February 2021

**Roaring Fork Pre-College Program
High School Graduation and College Admission**

Graduating Class	Program High School Graduates	Applying to CU Sytem	Admitted to CU System	Matriculated to CU System	Percent of Graduates Matriculated to CU System*	Graduates Planning to Attend a Postsecondary Institution	Percent of Graduates Planning to Attend a Postsecondary Institution*	Planning to Attend a Four-Year Institution	Planning to Attend a Two-Year Institution	Planning to Attend a Vocational School	Planning on Stopping Out	Unknown (no information on postsecondary matriculation or future plans)
2009-10	29	7	5	4	14%	29	100%	18	11	0	0	0
2010-11	28	5	3	3	11%	27	96%	15	11	1	0	0
2011-12	33	5	5	4	13%	31	97%	20	11	0	0	1
2012-13	35	9	9	5	14%	35	100%	20	14	1	0	0
2013-14	28	7	7	6	21%	25	89%	18	7	0	0	0
2014-15	28	10	9	3	11%	20	71%	18	2	0	0	0
2015-16	34	10	10	2	6%	34	100%	29	5	0	0	0
2016-17	47	36	35	3	6%	44	94%	40	4	0	0	0
2017-18	44	32	32	5	11%	44	100%	35	9	0	0	0
2018-19	56	56	51	11	20%	56	100%	48	8	0	0	0
2019-20	57	57	55	12	21%	56	98%	48	8	0	1	0
Cummulative Total	362	177	166	46	13%	345	96%	213	74	2	0	1

* Percentage is calculated based on the total number of pre-collegiate program/high school graduates with information available on postsecondary matriculation or future plans. Data are based on students' reports of their intentions.

The year indicates when the students completed the pre-collegiate program and graduated high school. Plans for postsecondary enrollment refer to plans for the following fall term (the next academic year). Those who "stop out" include some who indicated that they plan to enlist in the military.

Note: Information is based on student self-reported data collected through surveys. For some years, all information is not available for all pre-collegiate program graduates. Some students may not have completed the survey or may not have completed all items. For example, students might have indicated that they plan to attend a postsecondary institution but did not indicate whether they planned to attend a two-year, four-year, or vocational institution. There are also cases in which students selected multiple response options (e.g. if they plan to attend a two-year college and then transfer to a four-year institution, they may have selected both). These issues are reflected in the subtotals and totals and may affect the percentages who matriculate to CU and who plan to attend a postsecondary institution.

Summit School District

2020-21 Pre-Collegiate Development Program Enrollment ¹

Pre-Collegiate Program Delivered in Partnership with the University of Colorado Boulder

	Middle School				High School					All	
	6th Grade	7th Grade	8th Grade	Total	9th Grade	10th Grade	11th Grade	12th Grade	Total		
African American	-	-	-	-	1	2	1	1	5	5	2%
Male	-	-	-	-	-	1	1	1	3	3	1%
Female	-	-	-	-	1	1	-	-	2	2	1%
Latino	-	40	23	63	40	36	27	28	131	194	93%
Male	-	18	11	29	18	14	13	10	55	84	40%
Female	-	22	12	34	22	22	14	18	76	110	53%
Asian/Pacific Islander	-	-	-	-	-	-	1	-	1	1	0%
Male	-	-	-	-	-	-	-	-	-	-	0%
Female	-	-	-	-	-	-	1	-	1	1	0%
American Indian	-	-	-	-	-	-	-	-	-	-	0%
Male	-	-	-	-	-	-	-	-	-	-	0%
Female	-	-	-	-	-	-	-	-	-	-	0%
White/Other	-	-	1	1	1	2	-	2	5	6	3%
Male	-	-	1	1	-	1	-	1	2	3	1%
Female	-	-	-	-	1	1	-	1	3	3	1%
More than One Race	-	-	1	1	-	-	1	1	2	3	1%
Male	-	-	-	-	-	-	-	1	1	1	0%
Female	-	-	1	1	-	-	1	-	1	2	1%
Total	40	40	25	65	42	40	30	32	144	209	100%
Male	-	18	12	30	18	16	14	13	61	91	
Female	-	22	13	35	24	24	16	19	83	118	
	0%	45%	48%	46%	43%	40%	47%	41%	42%	44%	
	0%	55%	52%	54%	57%	60%	53%	59%	58%	56%	

¹ Enrollment as of February 2021

Summit School District

2020-21 Pre-Collegiate Development Program Enrollment ¹

Pre-Collegiate Program Delivered in Partnership with the University of Colorado Boulder

Middle Schools	6th Grade	7th Grade	8th Grade	Total
Summit Middle School	40	40	25	105
Total	40	40	25	105

High Schools	9th Grade	10th Grade	11th Grade	12th Grade	Total
Summit High School	42	40	30	32	144
Total	42	40	30	32	144

¹ Enrollment as of February 2021

**Summit Pre-College Program
High School Graduation and College Admission**

Graduating Class	Program High School Graduates	Applying to CU Sytem	Admitted to CU System	Matriculated to CU System	Percent of Graduates Matriculated to CU System*	Graduates Planning to Attend a Postsecondary Institution	Percent of Graduates Planning to Attend a Postsecondary Institution*	Planning to Attend a Four-Year Institution	Planning to Attend a Two-Year Institution	Planning to Attend a Vocational School	Planning on Stopping Out	Unknown (no information on postsecondary matriculation or future plans)
2008-09	10	6	3	1	10%	9	90%	2	7	0	1	0
2009-10	17	2	1	1	6%	15	88%	8	7	0	2	0
2010-11	25	2	1	0	0%	24	96%	9	15	0	1	0
2011-12	21	4	2	1	5%	20	95%	8	11	1	1	0
2012-13	18	1	1	0	0%	17	94%	8	7	2	1	0
2013-14	22	5	4	2	9%	21	95%	11	10	0	1	0
2014-15	27	5	4	0	0%	23	85%	11	11	1	4	0
2015-16	33	7	3	0	0%	30	91%	12	15	3	3	0
2016-17	23	16	12	0	0%	21	91%	13	8	0	2	0
2017-18	22	22	16	1	5%	21	95%	13	8	0	1	0
2018-19	33	28	19	1	3%	31	94%	13	14	4	2	0
2019-20	34	32	21	1	3%	28	82%	11	14	5	4	0
Cumulative Total	251	98	66	7	3%	232	92%	106	106	11	18	0

* Percentage is calculated based on the total number of pre-collegiate program/high school graduates with information available on postsecondary matriculation or future plans. Data are based on students' reports of their intentions.

The year indicates when the students completed the pre-collegiate program and graduated high school. Plans for postsecondary enrollment refer to plans for the following fall term (the next academic year). Those who "stop out" include some who indicated that they plan to enlist in the military.

Note: Information is based on student self-reported data collected through surveys. For some years, all information is not available for all pre-collegiate program graduates. Some students may not have completed the survey or may not have completed all items. For example, students might have indicated that they plan to attend a postsecondary institution but did not indicate whether they planned to attend a two-year, four-year, or vocational institution. There are also cases in which students selected multiple response options (e.g. if they plan to attend a two-year college and then transfer to a four-year institution, they may have selected both). These issues are reflected in the subtotals and totals and may affect the percentages who matriculate to CU and who plan to attend a postsecondary institution.

Ft. Morgan School District

2020-21 Pre-Collegiate Development Program Enrollment ¹

Pre-Collegiate Program Delivered in Partnership with the University of Colorado Boulder

	High School				
	9th Grade	10th Grade	11th Grade	12th Grade	Total
African American	-	-	-	-	-
Male	-	-	-	-	-
Female	-	-	-	-	-
Latino	-	-	2	-	2
Male	-	-	-	-	-
Female	-	-	2	-	2
Asian/Pacific Islander	-	-	-	-	-
Male	-	-	-	-	-
Female	-	-	-	-	-
American Indian	-	-	-	-	-
Male	-	-	-	-	-
Female	-	-	-	-	-
White/Other	-	-	2	-	2
Male	-	-	1	-	1
Female	-	-	1	-	1
More than One Race	-	-	-	-	-
Male	-	-	-	-	-
Female	-	-	-	-	-
Total	-	-	4	-	4
Male	-	-	1	-	1
Female	-	-	3	-	3
	-	-	75%	-	75%

¹ Enrollment as of February 2021

Ft. Morgan School District

2020-21 Pre-Collegiate Development Program Enrollment ¹

Pre-Collegiate Program Delivered in Partnership with the University of Colorado Boulder

High Schools	9th Grade	10th Grade	11th Grade	12th Grade	Total
Ft. Morgan High School	-	-	4	-	4
Total	-	-	4	-	4

¹ Enrollment as of February 2021

**Ft. Morgan Pre-College Program
High School Graduation and College Admission**

Graduating Class	Program High School Graduates	Applying to CU Sytem	Admitted to CU System	Matriculated to CU System	Percent of Graduates Matriculated to CU System*	Graduates Planning to Attend a Postsecondary Institution	Percent of Graduates Planning to Attend a Postsecondary Institution*	Planning to Attend a Four-Year Institution	Planning to Attend a Two-Year Institution	Planning to Attend a Vocational School	Planning on Stopping Out	Unknown (no information on postsecondary matriculation or future plans)
2016-17	27	0	0	3	11%	22	81%	12	16	0	5	0
2017-18	23	22	20	3	13%	16	70%	8	8	0	4	0
2018-19	15	14	10	4	27%	13	87%	8	5	0	2	0
2019-20	4	0	0	0	0%	4	100%	1	3	0	0	0
Cummulative Total	65	36	30	10	15%	51	78%	28	29	0	11	0

* Percentage is calculated based on the total number of pre-collegiate program/high school graduates with information available on postsecondary matriculation or future plans. Data are based on students' reports of their intentions, as of 3/16/20 student self reports.

The year indicates when the students completed the pre-collegiate program and graduated high school. Plans for postsecondary enrollment refer to plans for the following fall term (the next academic year). Those who "stop out" include some who indicated that they plan to enlist in the military.

Note: Information is based on student self-reported data collected through surveys. For some years, all information is not available for all pre-collegiate program graduates. Some students may not have completed the survey or may not have completed all items. For example, students might have indicated that they plan to attend a postsecondary institution but did not indicate whether they planned to attend a two-year, four-year, or vocational institution. There are also cases in which students selected multiple response options (e.g. if they plan to attend a two-year college and then transfer to a four-year institution, they may have selected both). These issues are reflected in the subtotals and totals and may affect the percentages who matriculate to CU and who plan to attend a postsecondary institution.

San Luis Valley School District
2020-21 Pre-Collegiate Development Program Enrollment ¹
Pre-Collegiate Program Delivered in Partnership with the University of

	High School				
	9th Grade	10th Grade	11th Grade	12th Grade	Total
African American	-	-	1	-	1
Male	-	-	-	-	-
Female	-	-	1	-	1
Latino	-	-	2	-	2
Male	-	-	-	-	-
Female	-	-	2	-	2
Asian/Pacific Islander	-	-	-	-	-
Male	-	-	-	-	-
Female	-	-	-	-	-
American Indian	-	-	-	-	-
Male	-	-	-	-	-
Female	-	-	-	-	-
White/Other	-	-	-	-	-
Male	-	-	-	-	-
Female	-	-	-	-	-
More than One Race	-	-	-	-	-
Male	-	-	-	-	-
Female	-	-	-	-	-
Total	-	-	3	-	3
Male	-	-	-	-	-
Female	-	-	3	-	3
	-	-	100%	-	100%

¹ Enrollment as of February 2021

San Luis Valley School District

2020-21 Pre-Collegiate Development Program Enrollment ¹

Pre-Collegiate Program Delivered in Partnership with the University of Colorado Boulder

High Schools	9th Grade	10th Grade	11th Grade	12th Grade	Total
Antonito HS (South Conejos SD)	-	-	1	-	1
Center High School (Center Consolidated SD 26JT)	-	-	1	-	1
Salida High School	-	-	1	-	1
Total	-	-	3	-	3

¹ Enrollment as of February 2021

**San Luis Valley Pre-College Program
High School Graduation and College Admission**

Graduating Class	Program High School Graduates	Applying to CU Sytem	Admitted to CU System	Matriculated to CU System	Percent of Graduates Matriculated to CU System*	Graduates Planning to Attend a Postsecondary Institution	Percent of Graduates Planning to Attend a Postsecondary Institution*	Planning to Attend a Four-Year Institution	Planning to Attend a Two-Year Institution	Planning to Attend a Vocational School	Planning on Stopping Out	Unknown (no information on postsecondary matriculation or future plans)
2017-2018	4	4	3	0	0%	1	100%	1	0	0	1	3
2018-2019	4	4	2	1	25%	4	100%	3	1	0	2	0
2019-2020	3	2	2	1	50%	3	100%	2	0	0	0	1
Cummulative Total	11	10	7	2	29%	8	114%	6	1	0	3	4

* Percentage is calculated based on the total number of pre-collegiate program/high school graduates with information available on postsecondary matriculation or future plans. Data are based on students' reports of their intentions.

The year indicates when the students completed the pre-collegiate program and graduated high school. Plans for postsecondary enrollment refer to plans for the following fall term (the next academic year). Those who "stop out" include some who indicated that they plan to enlist in the military.

Note: Information is based on student self-reported data collected through surveys. For some years, all information is not available for all pre-collegiate program graduates. Some students may not have completed the survey or may not have completed all items. For example, students might have indicated that they plan to attend a postsecondary institution but did not indicate whether they planned to attend a two-year, four-year, or vocational institution. There are also cases in which students selected multiple response options (e.g. if they plan to attend a two-year college and then transfer to a four-year institution, they may have selected both). These issues are reflected in the subtotals and totals and may affect the percentages who matriculate to CU and who plan to attend a postsecondary institution.



CU PCDP Budget Information, FY 2020-21

Boulder Campus

CU System President's Office	\$225,000
Boulder Campus	\$415,217
Campus Total	\$640,217

Boulder - Partner Program(s) & Rural Outreach

CU System President's Office	\$125,000
Boulder Campus	\$630,500
Levy Foundation	\$50,000
Total	\$805,500
Boulder, Partners & Rural Outreach Total	\$1,445,717

Colorado Springs Campus

CU System President's Office	\$225,000
UCCS Campus	\$393,751
Campus Total	\$618,751

Denver Campus

CU System President's Office	\$236,000
Denver Campus	\$292,000
Campus Total	\$528,000

Anschutz Medical Campus

CU System President's Office	\$174,000
Anschutz Campus	\$187,700
Campus Total	\$361,700

CU System Academic Affairs

CU System President's Office	\$15,000
------------------------------	----------

Total Budget by Campus

Boulder, Partners & Rural Outreach	\$1,445,717
Colorado Springs	\$618,751
Denver	\$528,000
Anschutz Medical Campus	\$361,700
PCDP Total	\$2,969,168

Total Budget by Funding Type

CU System President's Office	\$1,000,000
Campus	\$1,919,168
Levy Foundation	\$50,000
PCDP Total	\$2,969,168

University of Colorado Boulder - Target Middle Schools, Fall 2018 Student Characteristics

School District/School	Free or Reduced Lunch	Female	Male	American Indian	Asian	Black	Hispanic	White	Native Hawaiian/ other Pacific Islander	Two or More Races
ADAMS 12 FIVE STAR SCHOOLS										
Northglenn Middle School	79.5%	49.0%	51.0%	0.2%	1.8%	2.2%	71.7%	22.1%	0.1%	1.8%
Shadow Ridge Middle School	41.6%	46.7%	53.3%	0.8%	5.6%	0.7%	42.3%	47.1%	0.3%	3.1%
Silver Hills Middle School	53.9%	50.6%	49.4%	0.5%	5.5%	1.9%	52.5%	36.4%	0.1%	3.1%
STEM Launch	69.6%	46.4%	53.6%	0.6%	2.0%	0.9%	75.5%	20.0%	0.0%	1.1%
Thornton High School	38.4%	46.9%	53.1%	1.1%	4.2%	3.8%	69.1%	20.4%	0.1%	1.3%
ADAMS COUNTY 14										
Adams City Middle School	86.4%	48.3%	51.7%	1.2%	0.2%	1.4%	85.4%	9.4%	0.1%	2.2%
Kearney Middle School	85.9%	48.4%	51.6%	0.1%	0.5%	2.6%	86.7%	9.5%	0.1%	0.5%
ADAMS-ARAPAHOE 28J										
North Middle School Health Sciences And Technology Campus	87.2%	50.5%	49.5%	1.2%	3.3%	12.9%	74.7%	3.9%	1.2%	2.8%
South Middle School	91.1%	44.2%	55.8%	0.9%	3.0%	20.5%	63.5%	5.5%	2.2%	4.4%
BOULDER VALLEY RE 2										
Angevine Middle School	46.2%	47.5%	52.5%	0.6%	2.9%	1.3%	41.8%	47.9%	0.0%	5.5%
Broomfield Heights Middle School	28.5%	50.6%	49.4%	0.4%	2.7%	1.2%	21.4%	67.8%	0.2%	6.4%
BRIGHTON 27J										
Vikan Middle School	61.7%	45.6%	54.4%	0.2%	0.2%	1.3%	65.8%	30.7%	0.0%	1.8%
DENVER COUNTY 1										
Skinner Middle School	53.2%	47.2%	52.8%	1.0%	1.3%	3.3%	57.8%	33.6%	0.3%	2.7%
MAPLETON 1										
Achieve Academy	73.8%	50.5%	49.5%	0.4%	2.7%	1.6%	81.0%	12.6%	0.0%	1.6%
Clayton Partnership School	71.5%	48.6%	51.4%	0.0%	4.1%	1.7%	79.5%	12.4%	0.2%	2.0%
Global Leadership Academy	76.5%	45.6%	54.4%	0.0%	0.5%	0.5%	94.0%	4.6%	0.0%	0.5%
Mapleton Expeditionary School of the Arts	66.3%	51.6%	48.4%	1.6%	1.2%	2.8%	71.8%	19.5%	0.3%	2.8%
Meadow Community School	68.3%	47.0%	53.0%	0.2%	3.1%	1.5%	76.4%	16.6%	0.0%	2.1%
Monterey Community School	75.7%	54.8%	45.2%	0.0%	2.2%	2.2%	83.8%	10.3%	0.0%	1.5%
Valley View K-8	73.5%	46.8%	53.2%	0.0%	0.0%	0.3%	79.9%	18.2%	0.0%	1.6%
York International	65.0%	51.1%	48.9%	0.1%	3.4%	0.7%	85.0%	8.3%	0.0%	2.3%
ST VRAIN VALLEY RE 1J										
Timberline PK-8	82.1%	49.7%	50.3%	0.6%	0.4%	0.9%	84.7%	12.2%	0.2%	0.9%
WELD COUNTY S/D RE-8										
Fort Lupton Middle School	80.2%	45.9%	54.1%	0.2%	0.2%	1.0%	80.4%	17.2%	0.0%	1.0%
WESTMINSTER PUBLIC SCHOOLS										
M. Scott Carpenter Middle School	90.5%	49.8%	50.2%	0.4%	1.7%	1.5%	85.8%	8.3%	1.3%	1.1%
Shaw Heights Middle School	83.7%	45.5%	54.5%	0.4%	4.8%	2.3%	70.3%	18.9%	0.0%	3.4%

University of Colorado Boulder - Target High Schools, Fall 2018 Student Characteristics

School District/School	Free or Reduced Lunch	Female	Male	American Indian	Asian	Black	Hispanic	White	Native Hawaiian/ other Pacific Islander	Two or More Races
ADAMS 12 FIVE STAR SCHOOLS										
Northglenn High School	54.9%	47.2%	52.8%	0.6%	4.8%	2.3%	64.5%	26.5%	0.0%	1.2%
Thornton High School	38.4%	46.9%	53.1%	1.1%	4.2%	3.8%	69.1%	20.4%	0.1%	1.3%
ADAMS COUNTY 14										
Adams City High School	81.9%	48.8%	51.2%	0.7%	0.4%	2.0%	86.7%	9.1%	0.1%	1.0%
ADAMS-ARAPAHOE 28J										
Aurora Central High School	66.7%	45.7%	54.3%	0.6%	7.0%	16.6%	67.3%	4.8%	1.3%	2.6%
BOULDER VALLEY RE 2										
Broomfield High School	17.7%	49.5%	50.5%	0.5%	3.3%	0.8%	19.7%	71.4%	0.2%	4.1%
Centaurus High School	28.7%	42.3%	57.7%	0.3%	3.4%	0.8%	29.7%	62.2%	0.0%	3.6%
SCHOOL DISTRICT 27J										
Brighton High School	33.7%	48.6%	51.4%	0.7%	1.2%	1.1%	51.2%	42.6%	0.4%	2.8%
DENVER COUNTY 1										
DSST: Stapleton High School	55.0%	46.6%	53.4%	0.3%	5.7%	26.1%	36.3%	24.4%	0.0%	7.2%
East High School	30.6%	53.4%	46.6%	0.3%	2.2%	17.1%	23.1%	49.3%	0.3%	7.6%
DCIS At Montbello	88.1%	46.5%	53.5%	0.4%	2.0%	11.4%	83.2%	1.2%	0.4%	1.3%
MAPLETON 1										
Academy High School	64.1%	44.6%	55.4%	0.7%	0.9%	1.4%	84.1%	9.7%	0.0%	3.2%
Global Leadership Academy	76.5%	45.6%	54.4%	0.0%	0.5%	0.5%	94.0%	4.6%	0.0%	0.5%
Mapleton Early College High School	63.0%	53.9%	46.1%	0.8%	2.9%	0.4%	72.0%	20.2%	0.4%	3.3%
Mapleton Expeditionary School of the Arts	66.3%	51.6%	48.4%	1.6%	1.2%	2.8%	71.8%	19.5%	0.3%	2.8%
York International	65.0%	51.1%	48.9%	0.1%	3.4%	0.7%	85.0%	8.3%	0.0%	2.3%
ST VRAIN VALLEY RE 1J										
Skyline High School	45.0%	47.4%	52.6%	0.6%	1.8%	1.0%	58.6%	36.5%	0.3%	1.2%
WELD COUNTY S/D RE-8										
Fort Lupton High School	69.1%	48.4%	51.6%	0.3%	0.3%	0.3%	75.8%	22.7%	0.0%	0.6%
WESTMINSTER PUBLIC SCHOOLS										
Westminster High School	78.1%	48.8%	51.2%	0.5%	5.5%	1.1%	77.3%	13.6%	0.4%	1.6%

University of Colorado Colorado Springs - Target Middle Schools, Fall 2018 Student Characteristics

School District/School	Free or Reduced Lunch	Female	Male	American Indian	Asian	Black	Hispanic	White	Native Hawaiian/ other Pacific Islander	Two or More Races
COLORADO SPRINGS 11										
Jack Swigert Aerospace Academy	83.6%	47.9%	52.1%	0.8%	1.0%	12.7%	55.4%	24.2%	0.7%	5.2%
McAuliffe Elementary	56.4%	46.7%	53.3%	0.7%	1.7%	11.4%	25.8%	49.3%	0.6%	10.5%
Russell Middle School	62.0%	49.5%	50.5%	0.5%	1.2%	7.7%	32.1%	49.2%	0.7%	8.7%
West Middle School	67.6%	48.6%	51.4%	1.4%	0.3%	5.5%	28.3%	57.6%	0.7%	6.2%
ELLICOTT 22										
Ellicott Middle School	64.7%	50.0%	50.0%	0.0%	0.4%	2.4%	36.1%	58.3%	0.4%	2.4%
FALCON 49										
Evans International Elementary School	59.6%	51.1%	48.9%	0.6%	3.2%	7.1%	33.0%	43.8%	0.0%	12.3%
Falcon Middle School	27.4%	48.3%	51.7%	0.9%	0.9%	4.7%	19.4%	68.8%	0.1%	5.3%
Horizon Middle School	46.8%	47.8%	52.2%	0.9%	3.1%	8.1%	27.5%	49.0%	0.1%	11.3%
Remington Elementary School	43.7%	46.1%	53.9%	0.5%	2.6%	6.4%	26.0%	53.4%	0.6%	10.4%
Stetson Elementary School	36.6%	45.1%	54.9%	0.2%	3.2%	4.9%	24.3%	56.6%	0.2%	10.6%
FOUNTAIN 8										
Fountain Middle School	51.0%	47.6%	52.4%	1.5%	0.6%	8.2%	29.1%	48.7%	1.3%	10.7%
HANOVER 28										
Hanover Junior-Senior High School	51.6%	45.3%	54.7%	1.6%	0.0%	3.1%	40.6%	53.9%	0.8%	0.0%
HARRISON 2										
Carmel Middle School	90.0%	46.1%	53.9%	0.8%	2.2%	19.0%	50.9%	18.7%	0.0%	8.4%
Fox Meadow Middle School	78.4%	45.6%	54.4%	1.1%	1.7%	14.4%	45.0%	27.9%	0.8%	9.1%
James Irwin Charter Elementary School	41.2%	46.8%	53.2%	0.6%	1.1%	7.1%	47.0%	36.4%	0.6%	7.3%
James Irwin Charter Middle School	44.1%	54.4%	45.6%	0.9%	1.8%	6.7%	46.5%	35.8%	1.6%	6.7%
Mountain Vista Community School	72.7%	45.1%	54.9%	0.3%	2.9%	12.8%	55.4%	20.6%	0.9%	7.2%
Otero Elementary School	68.5%	44.5%	55.5%	0.9%	2.1%	8.9%	36.2%	41.8%	1.5%	8.6%
Panorama Middle School	80.7%	45.9%	54.1%	1.3%	2.3%	18.4%	49.5%	19.3%	0.8%	8.4%
Soaring Eagles Elementary School	56.7%	50.4%	49.6%	1.3%	2.7%	12.5%	42.8%	29.4%	2.0%	9.4%

PUEBLO CITY 60

Belmont Elementary School	82.7%	49.5%	50.5%	0.2%	1.3%	1.5%	72.8%	23.1%	0.0%	1.0%
Minnequa Elementary School	92.1%	45.0%	55.0%	1.0%	0.0%	2.3%	75.5%	20.2%	0.0%	1.0%
Roncalli STEM Academy	90.5%	40.2%	59.8%	0.7%	0.5%	1.8%	76.1%	19.5%	0.2%	1.1%
W H Heaton Middle School	87.9%	49.0%	51.0%	0.9%	0.7%	2.2%	74.7%	19.2%	0.1%	2.1%

WIDEFIELD 3

French Elementary School	53.8%	51.1%	48.9%	0.4%	1.5%	8.5%	29.7%	47.7%	1.5%	10.6%
Janitell Junior High School	38.5%	45.3%	54.7%	0.4%	2.0%	9.2%	31.0%	42.9%	2.0%	12.5%
Sproul Junior High School	49.1%	49.3%	50.7%	0.2%	1.4%	7.7%	29.9%	47.1%	1.6%	12.0%
Venetucci Elementary School	55.8%	44.4%	55.6%	1.0%	1.8%	10.7%	31.1%	45.9%	0.6%	8.9%
Watson Junior High School	47.0%	50.1%	49.9%	1.3%	0.9%	10.3%	27.4%	48.0%	1.3%	10.8%
Webster Elementary School	46.0%	45.2%	54.8%	0.5%	0.8%	7.0%	31.4%	49.3%	0.7%	10.2%
Widefield Elementary School	57.0%	51.7%	48.3%	0.0%	1.8%	6.1%	26.3%	56.0%	0.5%	9.2%

University of Colorado Colorado Springs - Target High Schools, Fall 2018 Student Characteristics

School District/School	Free or Reduced Lunch	Female	Male	American Indian	Asian	Black	Hispanic	White	Native Hawaiian/ other Pacific Islander	Two or More Races
ACADEMY 20										
Academy Online	N/A	49.1%	50.9%	0.0%	1.2%	3.7%	8.1%	82.6%	0.0%	4.3%
Air Academy High School	14.4%	50.4%	49.6%	0.3%	3.4%	3.4%	13.6%	72.3%	0.3%	6.7%
Aspen Valley Campus	16.7%	44.7%	55.3%	2.0%	2.7%	2.0%	18.0%	70.0%	0.7%	4.7%
Discovery Canyon Campus High School	6.6%	47.2%	52.8%	0.3%	5.2%	3.3%	14.6%	70.9%	0.2%	5.5%
Liberty High School	12.7%	49.3%	50.7%	0.8%	2.7%	4.3%	14.5%	70.9%	0.2%	6.7%
Pine Creek High School	6.1%	46.9%	53.1%	0.5%	4.7%	2.4%	13.2%	71.5%	0.5%	7.1%
Rampart High School	15.4%	50.6%	49.4%	0.4%	6.0%	4.4%	17.3%	65.6%	0.4%	6.0%
Village Academy Online School	#N/A	#N/A	#N/A	#N/A	#N/A	#N/A	#N/A	#N/A	#N/A	#N/A
COLORADO SPRINGS 11										
Coronado High School	43.8%	47.7%	52.3%	0.7%	2.3%	3.7%	25.3%	63.4%	0.1%	4.6%
Doherty High School	41.6%	47.9%	52.1%	0.6%	2.2%	6.8%	26.0%	56.0%	0.4%	8.0%
Mitchell High School	74.9%	44.7%	55.3%	1.9%	1.1%	11.9%	46.5%	32.0%	0.5%	6.1%
Odyssey Early College And Career Options	53.4%	64.2%	35.8%	2.6%	3.9%	5.2%	27.6%	50.9%	0.9%	9.1%
Palmer High School	54.1%	51.0%	49.0%	0.6%	1.4%	9.3%	34.7%	46.7%	0.5%	6.9%
Nikola Tesla Education Opportunity Center	68.8%	40.2%	59.8%	0.5%	1.5%	9.0%	39.7%	38.7%	1.5%	9.0%

ELLCOTT 22										
Ellicott Senior High School	62.2%	45.1%	54.9%	0.7%	0.3%	1.7%	34.7%	59.7%	0.3%	2.4%
FALCON 49										
Falcon High School	20.5%	46.0%	54.0%	1.0%	2.1%	4.3%	19.1%	67.0%	0.3%	6.1%
Sand Creek High School	38.1%	50.0%	50.0%	0.4%	4.6%	11.7%	28.6%	45.5%	0.5%	8.6%
Springs Studio for Academic Excellence	11.2%	44.1%	55.9%	0.7%	1.0%	3.7%	13.4%	73.4%	0.7%	7.1%
Vista Ridge High School	24.9%	47.6%	52.4%	0.8%	4.1%	7.5%	23.7%	56.2%	0.6%	7.1%
FOUNTAIN 8										
Fountain-Fort Carson High School	45.4%	49.3%	50.7%	1.3%	1.3%	13.5%	26.5%	46.4%	2.2%	8.8%
Welte Education Center	61.3%	44.5%	55.5%	0.8%	0.0%	5.0%	26.1%	55.5%	3.4%	9.2%
HANOVER 28										
Hanover Junior-Senior High School	51.6%	45.3%	54.7%	1.6%	0.0%	3.1%	40.6%	53.9%	0.8%	0.0%
HARRISON 2										
Harrison High School	74.7%	47.5%	52.5%	1.1%	2.9%	19.5%	50.0%	19.2%	1.0%	6.4%
James Irwin Charter High School	34.7%	52.0%	48.0%	1.2%	7.2%	9.9%	43.6%	33.7%	1.2%	3.2%
Sierra High School	68.1%	47.2%	52.8%	1.1%	3.7%	22.9%	45.8%	18.2%	1.3%	7.1%
PUEBLO CITY 60										
Chavez/Huerta K-12 Preparatory Academy	85.6%	48.0%	52.0%	0.3%	0.7%	1.4%	83.9%	13.1%	0.4%	0.2%
Centennial High School	65.4%	52.2%	47.8%	0.8%	1.3%	1.6%	62.7%	31.3%	0.4%	2.0%
Central High School	81.2%	47.8%	52.2%	1.7%	0.0%	1.9%	70.9%	23.6%	0.3%	1.6%
East High School	79.6%	46.7%	53.3%	0.8%	0.5%	2.4%	74.8%	19.6%	0.3%	1.7%
South High School	71.5%	46.0%	54.0%	0.6%	0.7%	2.9%	62.1%	31.5%	0.1%	2.2%
PUEBLO COUNTY 70										
Pueblo County High School	43.9%	50.0%	50.0%	0.2%	0.6%	0.5%	41.9%	54.6%	0.0%	2.3%
WIDEFIELD 3										
Mesa Ridge High School	35.5%	44.5%	55.5%	0.8%	1.8%	11.8%	30.6%	45.8%	1.2%	8.0%
Widefield High School	38.3%	49.0%	51.0%	0.9%	1.3%	10.3%	27.8%	46.2%	1.8%	11.6%

University of Colorado Denver - Target Middle Schools, Fall 2018 Student Characteristics

School District/School	Free or Reduced Lunch	Female	Male	American Indian	Asian	Black	Hispanic	White	Native Hawaiian/ other Pacific Islander	Two or More Races
ADAMS 12 FIVE STAR SCHOOLS										
The International School at Thornton Middle	76.7%	45.5%	54.5%	0.8%	1.9%	4.1%	80.0%	11.4%	0.1%	1.7%
ADAMS-ARAPAHOE 28J										
AXL Academy	72.8%	49.0%	51.0%	0.6%	1.1%	28.9%	39.9%	22.7%	0.8%	5.9%
Clyde Miller K-8	68.7%	48.8%	51.2%	0.2%	4.0%	10.2%	70.5%	8.8%	0.2%	6.0%
North Middle School Health Sciences And Technology Campus	87.2%	50.5%	49.5%	1.2%	3.3%	12.9%	74.7%	3.9%	1.2%	2.8%
South Middle School	91.1%	44.2%	55.8%	0.9%	3.0%	20.5%	63.5%	5.5%	2.2%	4.4%
BRIGHTON 27J										
Otho E Stuart Middle School	38.2%	47.8%	52.2%	0.1%	3.5%	4.8%	44.5%	41.7%	0.1%	5.2%
DENVER COUNTY 1										
DSST: Green Valley Ranch Middle School	76.3%	51.7%	48.3%	0.4%	8.3%	22.6%	58.1%	6.2%	0.6%	3.7%
Girls Athletic Leadership School Middle School	40.0%	99.4%	0.6%	0.6%	3.7%	8.3%	30.8%	50.8%	0.3%	5.5%
DSST: Henry Middle School	83.0%	43.7%	56.3%	0.7%	4.1%	4.1%	76.7%	12.2%	0.4%	1.9%
Kepner Beacon Middle School	96.2%	46.2%	53.8%	0.5%	2.8%	4.6%	84.7%	6.6%	0.0%	0.8%
KIPP Sunshine Peak Academy	92.7%	50.0%	50.0%	0.0%	0.5%	1.4%	97.9%	0.0%	0.0%	0.2%
Kunsmiller Creative Arts Academy	81.5%	53.2%	46.8%	1.2%	4.8%	2.0%	79.9%	9.9%	0.1%	2.1%
Dr. Martin Luther King Jr. Early College	78.5%	48.6%	51.4%	0.3%	5.8%	22.5%	61.7%	5.4%	1.3%	3.0%
Morey Middle School	39.6%	37.4%	62.6%	0.9%	3.7%	16.5%	22.7%	46.4%	0.0%	9.7%
Noel Community Arts School	87.8%	51.9%	48.1%	0.4%	0.8%	27.1%	60.3%	6.5%	2.1%	2.7%
Strive Prep - Federal	92.6%	48.6%	51.4%	1.5%	1.2%	2.5%	92.0%	2.5%	0.0%	0.3%
Strive Prep - Sunnyside	91.5%	52.0%	48.0%	0.4%	0.0%	4.4%	91.5%	2.4%	0.0%	1.2%
Strive Prep - Westwood	90.3%	44.9%	55.1%	0.6%	2.6%	2.1%	92.7%	1.5%	0.3%	0.3%
JEFFERSON COUNTY R-1										
Alameda International Junior/Senior High School	82.6%	46.1%	53.9%	1.5%	4.5%	1.0%	75.9%	15.0%	0.1%	2.1%
Jefferson Junior/Senior High School	90.1%	50.2%	49.8%	2.1%	0.5%	5.3%	73.6%	16.4%	0.3%	2.0%
SHERIDAN 2										
Fort Logan Northgate	93.2%	51.3%	48.7%	0.9%	1.7%	3.8%	78.0%	12.7%	0.0%	2.8%
WESTMINSTER PUBLIC SCHOOLS										
M. Scott Carpenter Middle School	90.5%	49.8%	50.2%	0.4%	1.7%	1.5%	85.8%	8.3%	1.3%	1.1%

University of Colorado Denver | Anschutz Medical Campus - Target High Schools, Fall 2018 Student Characteristics

School District/School	Free or Reduced Lunch	Female	Male	American Indian	Asian	Black	Hispanic	White	Native Hawaiian/ other Pacific Islander	Two or More Races
ADAMS 12 FIVE STAR SCHOOLS										
Northglenn High School	54.9%	47.2%	52.8%	0.6%	4.8%	2.3%	64.5%	26.5%	0.0%	1.2%
ADAMS-ARAPAHOE 28J										
Aurora Central High School	66.7%	45.7%	54.3%	0.6%	7.0%	16.6%	67.3%	4.8%	1.3%	2.6%
Aurora West College Preparatory Academy	94.5%	51.1%	48.9%	0.4%	10.6%	10.1%	71.1%	5.5%	0.2%	2.1%
Gateway High School	57.3%	46.3%	53.7%	0.8%	4.1%	21.2%	56.1%	12.5%	0.8%	4.6%
Hinkley High School	72.4%	49.6%	50.4%	0.9%	3.4%	13.3%	72.7%	6.0%	1.3%	2.4%
Lotus School for Excellence	80.9%	50.2%	49.8%	0.3%	2.4%	41.9%	39.7%	14.7%	0.0%	0.9%
Rangeview High School	42.7%	48.5%	51.5%	0.6%	5.6%	21.5%	42.1%	24.3%	0.4%	5.6%
William Smith High School	56.8%	49.3%	50.7%	1.4%	1.9%	10.9%	66.0%	16.7%	0.3%	2.8%
Vanguard Classical School - East	49.6%	54.5%	45.5%	0.3%	2.1%	38.3%	35.9%	19.5%	0.3%	3.5%
Vista Peak 9-12 Preparatory	41.0%	49.0%	51.0%	1.2%	4.9%	16.1%	48.4%	23.3%	0.2%	6.0%
CHERRY CREEK 5										
Cherry Creek High School	13.0%	49.7%	50.3%	0.5%	12.6%	3.1%	12.7%	66.5%	0.1%	4.6%
Eaglecrest High School	30.3%	48.0%	52.0%	0.5%	6.3%	13.9%	22.2%	49.2%	0.2%	7.7%
Elevation High School	#N/A	#N/A	#N/A	#N/A	#N/A	#N/A	#N/A	#N/A	#N/A	#N/A
Overland High School	66.8%	47.7%	52.3%	0.9%	5.9%	27.8%	38.9%	20.6%	0.5%	5.4%
Grandview High School	22.3%	48.5%	51.5%	0.6%	11.6%	8.3%	16.6%	56.7%	0.3%	5.9%
Smoky Hill High School	40.4%	49.2%	50.8%	0.7%	7.6%	17.9%	24.2%	43.1%	0.3%	6.1%
DENVER COUNTY 1										
Abraham Lincoln High School	91.1%	47.1%	52.9%	1.1%	4.0%	3.0%	88.6%	2.6%	0.0%	0.7%
Denver Center for International Studies	61.4%	57.1%	42.9%	2.2%	4.1%	5.3%	62.1%	22.8%	0.0%	3.5%
DSST: Byers Middle School	44.1%	45.9%	54.1%	0.8%	2.0%	15.3%	28.2%	46.3%	0.0%	7.4%
DSST: Cole High School	81.9%	46.5%	53.5%	0.5%	2.3%	13.7%	76.2%	6.2%	0.0%	1.0%
DSST: College View High School	86.4%	48.9%	51.1%	1.2%	6.0%	1.8%	86.9%	3.3%	0.2%	0.6%
DSST: Green Valley Ranch High School	74.5%	48.5%	51.5%	0.5%	9.5%	22.2%	56.5%	7.3%	0.9%	3.1%
DSST: Monthview High School	#N/A	#N/A	#N/A	#N/A	#N/A	#N/A	#N/A	#N/A	#N/A	#N/A
DSST: Stapleton High School	55.0%	46.6%	53.4%	0.3%	5.7%	26.1%	36.3%	24.4%	0.0%	7.2%
DSST: Green Valley Ranch High School	74.5%	48.5%	51.5%	0.5%	9.5%	22.2%	56.5%	7.3%	0.9%	3.1%
East High School	30.6%	53.4%	46.6%	0.3%	2.2%	17.1%	23.1%	49.3%	0.3%	7.6%
George Washington High School	49.9%	50.3%	49.7%	0.6%	3.3%	21.9%	31.8%	35.0%	0.3%	7.2%
High Tech Early College*	82.3%	42.7%	57.3%	0.0%	0.9%	14.3%	78.3%	4.9%	0.7%	0.9%
John F Kennedy High School	75.1%	49.0%	51.0%	1.6%	7.0%	2.2%	77.0%	10.6%	0.1%	1.5%
Kunsmiller Creative Arts Academy	81.5%	53.2%	46.8%	1.2%	4.8%	2.0%	79.9%	9.9%	0.1%	2.1%
Dr. Martin Luther King Jr. Early College	78.5%	48.6%	51.4%	0.3%	5.8%	22.5%	61.7%	5.4%	1.3%	3.0%

Montbello Career and Technical High School	72.6%	30.5%	69.5%	3.2%	0.0%	12.6%	73.7%	2.1%	4.2%	4.2%
Noel Community Arts School	87.8%	51.9%	48.1%	0.4%	0.8%	27.1%	60.3%	6.5%	2.1%	2.7%
North High School*	87.0%	37.0%	63.0%	1.9%	0.9%	5.6%	85.2%	2.8%	0.9%	2.8%
Highline Academy Northeast	65.6%	49.1%	50.9%	0.0%	7.4%	26.3%	39.8%	17.5%	0.0%	9.0%
Northfield High School	42.4%	51.4%	48.6%	0.6%	2.2%	18.4%	35.3%	36.4%	0.4%	6.8%
South High School	52.4%	50.0%	50.0%	1.0%	7.5%	15.0%	33.2%	38.9%	0.3%	4.1%
Strive Prep - Excel	88.6%	40.0%	60.0%	0.3%	0.3%	3.4%	91.0%	3.1%	0.0%	1.7%
Strive Prep - Smart Academy	91.4%	45.0%	55.0%	0.2%	1.2%	0.2%	97.3%	0.6%	0.4%	0.0%
Thomas Jefferson High School*	50.1%	46.3%	53.7%	0.4%	3.1%	17.5%	34.9%	38.2%	0.3%	5.6%
West Leadership Academy	94.0%	46.9%	53.1%	1.2%	1.0%	4.2%	88.6%	3.9%	0.3%	0.7%
DOUGLAS COUNTY RE 1										
Colorado Early Colleges - Parker	#N/A	54.1%	45.9%	1.3%	3.3%	2.3%	10.3%	76.3%	0.0%	6.5%
Douglas County High School	14.3%	48.5%	51.5%	0.3%	2.4%	1.4%	15.4%	75.7%	0.1%	4.7%
JEFFERSON COUNTY R-1										
Alameda International Junior/Senior High School	82.6%	46.1%	53.9%	1.5%	4.5%	1.0%	75.9%	15.0%	0.1%	2.1%
Bear Creek High School	42.5%	49.5%	50.5%	0.5%	7.6%	1.4%	39.2%	48.0%	0.0%	3.3%
Jefferson Junior/Senior High School	90.1%	50.2%	49.8%	2.1%	0.5%	5.3%	73.6%	16.4%	0.3%	2.0%
Lakewood High School	34.8%	50.5%	49.5%	1.3%	5.7%	2.2%	33.0%	54.1%	0.3%	3.3%
Standley Lake High School	30.1%	51.1%	48.9%	0.6%	7.6%	1.0%	20.2%	65.4%	0.2%	5.0%
Wheat Ridge High School	44.1%	45.5%	54.5%	1.2%	1.2%	1.2%	36.5%	56.1%	0.2%	3.4%
LITTLETON 6										
Arapahoe High School	7.2%	51.7%	48.3%	0.6%	3.7%	1.2%	8.9%	81.0%	0.1%	4.3%
Littleton High School	25.0%	48.6%	51.4%	0.6%	3.3%	2.4%	30.7%	59.5%	0.0%	3.5%
MAPLETON 1										
Academy High School	64.1%	44.6%	55.4%	0.7%	0.9%	1.4%	84.1%	9.7%	0.0%	3.2%
Mapleton Early College High School	63.0%	53.9%	46.1%	0.8%	2.9%	0.4%	72.0%	20.2%	0.4%	3.3%
York International	65.0%	51.1%	48.9%	0.1%	3.4%	0.7%	85.0%	8.3%	0.0%	2.3%
SHERIDAN 2										
Sheridan High School	91.4%	50.3%	49.7%	0.6%	2.3%	6.3%	75.9%	11.5%	0.3%	3.2%
THOMPSON R2-J										
Loveland High School	35.3%	48.4%	51.6%	0.5%	1.6%	1.8%	20.9%	72.2%	0.1%	2.9%
WESTMINSTER PUBLIC SCHOOLS										
Westminster High School	78.1%	48.8%	51.2%	0.5%	5.5%	1.1%	77.3%	13.6%	0.4%	1.6%

* Target school for Health Careers Program only.

Summit School District - Target Schools, Fall 2018 Student Characteristics

School District/School	Free or Reduced Lunch	Female	Male	American Indian	Asian	Black	Hispanic	White	Native Hawaiian/ other Pacific Islander	Two or More Races
FORT MORGAN RE-3										
Fort Morgan High School	54.3%	47.5%	52.5%	0.8%	1.0%	5.6%	60.1%	31.1%	0.0%	1.5%

Roaring Fork School District - Target Schools, Fall 2018 Student Characteristics

School District/School	Free or Reduced Lunch	Female	Male	American Indian	Asian	Black	Hispanic	White	Native Hawaiian/ other Pacific Islander	Two or More Races
ROARING FORK RE-1										
Basalt High School	34.9%	49.0%	51.0%	0.2%	2.7%	0.0%	55.9%	40.8%	0.0%	0.4%
Basalt Middle School	40.1%	50.4%	49.6%	0.0%	0.8%	0.2%	53.7%	43.0%	0.0%	2.3%
Carbondale Middle School	48.6%	48.6%	51.4%	0.8%	0.0%	0.6%	56.5%	39.9%	0.0%	2.2%
Glenwood Springs High School	31.3%	50.2%	49.8%	0.4%	1.2%	0.3%	46.7%	50.0%	0.0%	1.4%
Glenwood Springs Middle School	46.8%	47.8%	52.2%	0.6%	0.6%	0.2%	54.1%	42.4%	0.0%	1.9%
Roaring Fork High School	44.7%	49.7%	50.3%	0.3%	0.5%	0.3%	58.6%	39.3%	0.3%	0.8%

San Luis Valley School District - Target Schools, Fall 2018 Student Characteristics

School District/School	Free or Reduced Lunch	Female	Male	American Indian	Asian	Black	Hispanic	White	Native Hawaiian/ other Pacific Islander	Two or More Races
SALIDA R-32										
Salida High School	26.5%	51.6%	48.4%	0.8%	1.3%	0.3%	11.9%	81.5%	0.0%	4.2%
SOUTH CONEJOS RE-10										
Antonito High School	N/A	53.3%	46.7%	0.0%	0.0%	0.0%	97.8%	2.2%	0.0%	0.0%
CENTER 26 JT										
Center High School	88.0%	42.3%	57.7%	2.1%	0.0%	0.0%	90.1%	7.7%	0.0%	0.0%

Summit School District - Target Schools, Fall 2018 Student Characteristics

School District/School	Free or Reduced Lunch	Female	Male	American Indian	Asian	Black	Hispanic	White	Native Hawaiian/ other Pacific Islander	Two or More Races
SUMMIT RE-1										
Summit Middle School	35.3%	45.7%	54.3%	0.1%	0.8%	0.8%	36.4%	59.2%	0.0%	2.8%
Summit High School	27.7%	47.6%	52.4%	0.3%	0.8%	1.6%	28.6%	65.1%	0.2%	3.3%