



University of Colorado

Boulder | Colorado Springs | Denver | Anschutz Medical Campus

University of Colorado

2022-23 Pre-Collegiate Development Program Annual Report

June 2023



Prepared by the University of Colorado System Office of Institutional Research
for the University of Colorado System Office of Academic Affairs

<https://www.cu.edu/office-academic-affairs/reports-highlights>

Table of Contents

Introduction

Report Highlights.....	3
Program Enrollment Charts.....	4

Program Overview by Campus

University of Colorado Boulder.....	6
Partnership Outreach Program.....	17
Precollege Bridge Program.....	23
University of Colorado Colorado Springs.....	28
University of Colorado Denver.....	38
University of Colorado Anschutz Medical Campus.....	49

Data Appendix

University of Colorado Boulder.....	57
Program Enrollment.....	58
Program Enrollment by School.....	59
High School Graduation and College Admission	61
University of Colorado Colorado Springs.....	62
Program Enrollment.....	63
Program Enrollment by School.....	64
High School Graduation and College Admission	66
University of Colorado Denver.....	67
Program Enrollment.....	68
Program Enrollment by School.....	69
High School Graduation and College Admission	72
University of Colorado Anschutz Medical Campus.....	73
Program Enrollment.....	74
Program Enrollment by School.....	75
High School Graduation and College Admission	76
Roaring Fork School District.....	78
Summit School District.....	81
Budget Information.....	84
Student Characteristics of Target Schools.....	85

This report is the result of a team effort across the CU System, incorporating work from multiple departments and disciplines. Without the help of the following offices, this report would not be possible—

CU Anschutz | Pre-Health Scholars Program
CU Boulder | Office of Pre-College Outreach and Engagement
CU Denver | Center for Pre-Collegiate and Academic Outreach Programs
UCCS | Pre-Collegiate Support and Success Center

Cover photo © University of Colorado, February 25, 2015

Introduction

The annual Pre-Collegiate Development Program report provides information on the students enrolled in the pre-collegiate programs operated at each campus, including demographic characteristics, middle or high school attended, and plans for postsecondary education.

Report Highlights

2,463 – Participating middle and high school students, including Roaring Fork and Summit school districts, across all CU campuses; participating high school students make up 72% (1,776) of the population and middle school students represent 28% (687) of the program; see Charts 1 & 2.

26% – Rural outreach representation; one-in-five students participating in CU's PCDP are part of CU Boulder's outreach that includes Roaring Fork and Summit school districts.

65% – Female students; see Chart 3.

85% – Students of color includes Hispanic/Latino (61%), More-Than-One-Race (9%), African American (7%), Asian/Pacific Islander (6%), and American Indian (1%); see Chart 4.

61% – Hispanic/Latino students

89% – High School Graduates participating in the CU PCDP in 2021-22 planned on attending a post-secondary institution.

200+ – More than 200 schools participate around Colorado, with active recruiting and management at more than 40 middle schools and 100 high schools; additional schools include continuing PCDP students that have transferred.

Chart 1: Enrollment by Campus

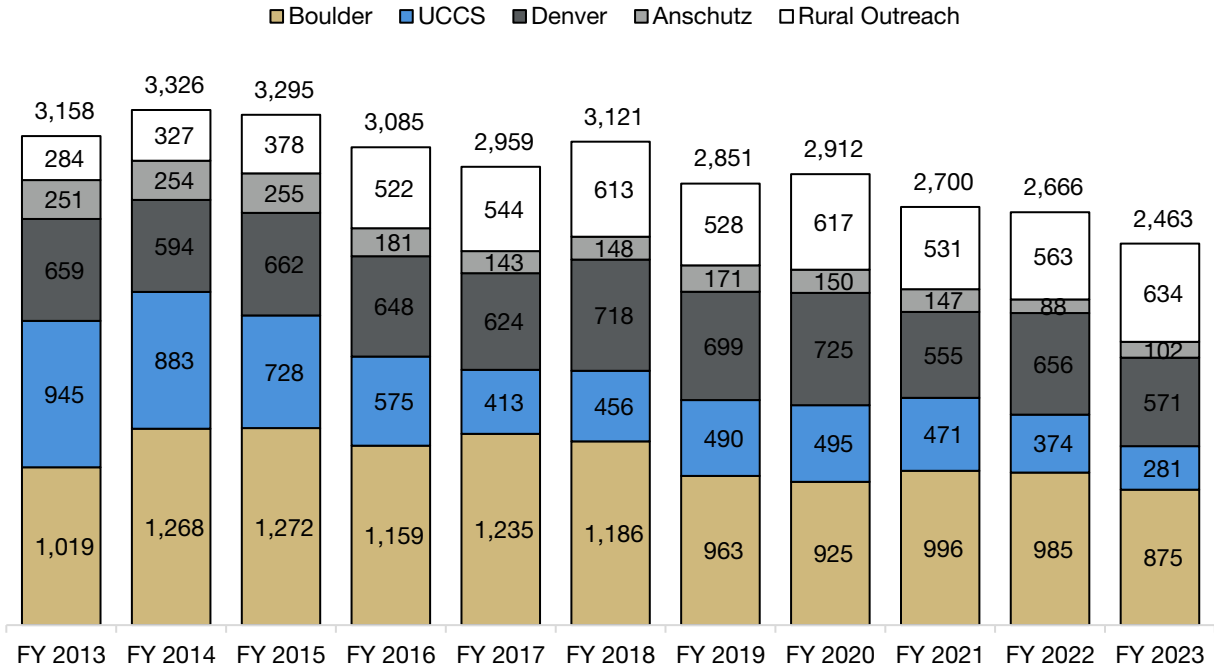


Chart 2: Enrollment by School Type

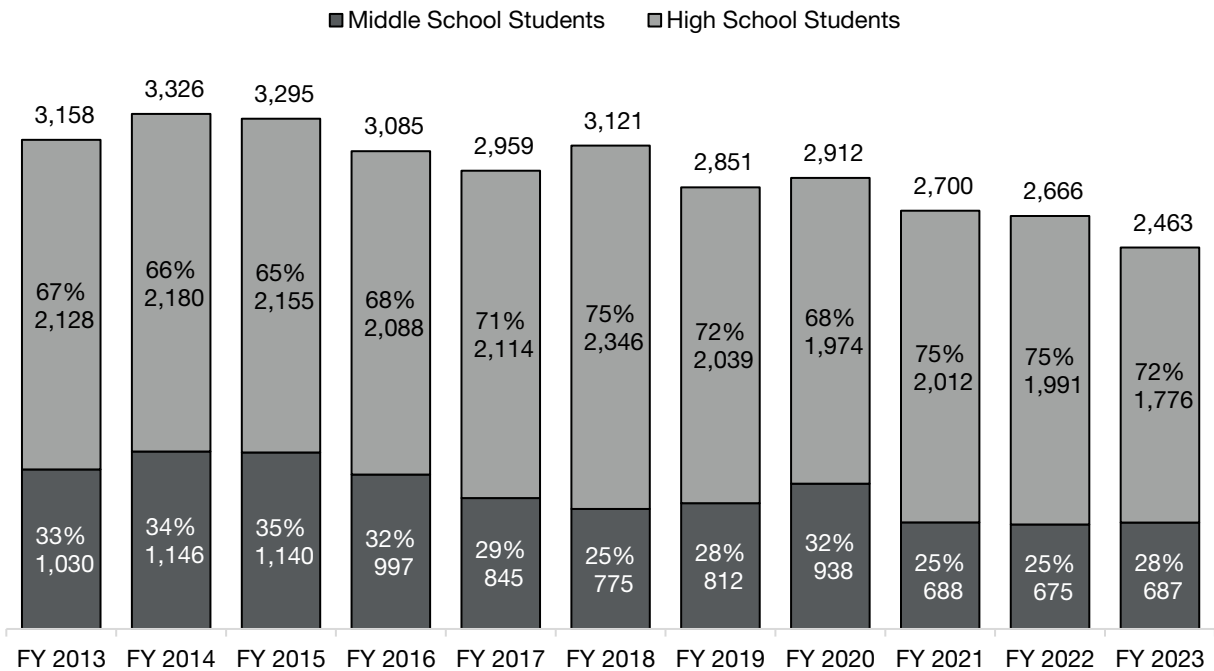


Chart 3: Enrollment by Sex

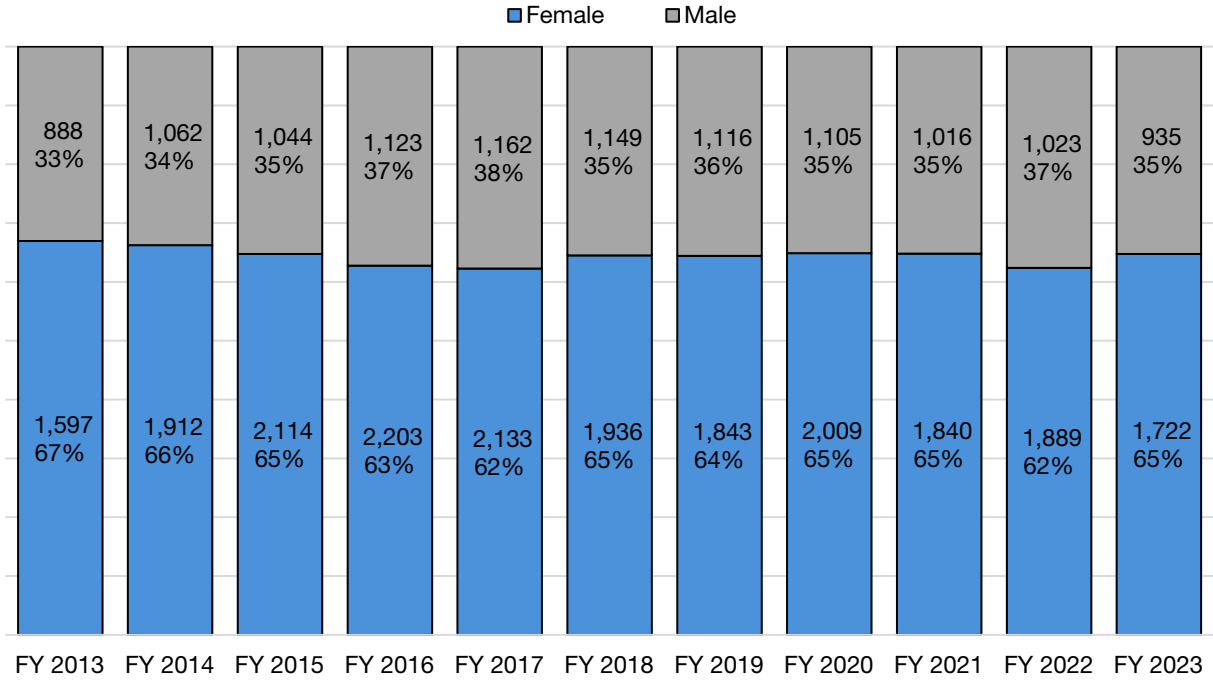
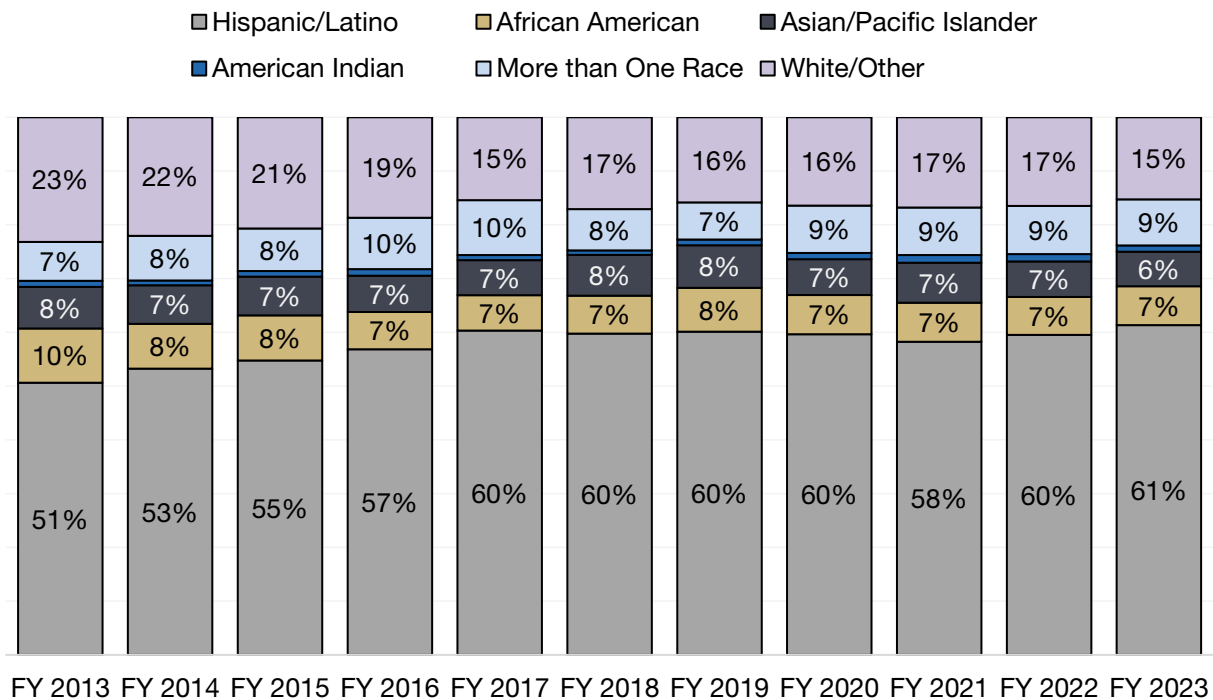


Chart 4: Enrollment by Race/Ethnicity





University of Colorado
Boulder

**University of Colorado Boulder
Pre-Collegiate Development Program**

2022-2023

**Office of Precollege Outreach and Engagement
Annual Report**

The Office of Precollege Outreach and Engagement (OPOE) is home to the University of Colorado Boulder's comprehensive precollege outreach programs which include the Precollegiate Development Program, the Precollege Partnership Outreach Program and, the Precollege Bridge Program. Through generous funding from the CU Boulder administration and the CU President's Office, OPOE has been able to develop programming and opportunities which provide the citizens of the State of Colorado access to higher education. For those students who have participated in precollege programming at any of the CU system campuses or in any of the state-wide partnerships and choose to attend CU Boulder as their choice postsecondary institution, OPOE has worked to complete the development of the University's "pipeline" to higher education by establishing a Bridge program that facilitates these students' transition to and through the University of Colorado Boulder. In doing so, the University can now claim to be one of very few, if any, postsecondary education institutions who invest institutional dollars in the educational attainment of its citizens.

Utilizing the lessons learned from the on-going development of the Precollegiate Development Program and the historical partnerships with the Summit County and Roaring Fork school districts the OPOE continues to provide college preparatory programming for even more rural school districts and other urban partners. Through these partnerships we hope to not only provide inspiration for first generation youth to pursue and complete a postsecondary education but also expose them to the many opportunities and resources that are available to them on the University of Colorado Boulder campus.

University of Colorado Boulder Precollegiate Development Program

The Precollegiate Development Program (PCDP) at the University of Colorado Boulder is an institutionally funded academic enhancement program for targeted middle and high school students and is currently in its' 40th year of operation on the Boulder campus. This highly successful program is the cornerstone of the Office of Precollege Outreach and Engagement and the model upon which it was developed has been effectively duplicated in other outreach efforts conducted by the University of Colorado in communities across the state. PCDP is designed to prepare and motivate first generation students in their goal of pursuing a postsecondary education. Program activities and offerings are structured to enhance the participants' exposure to academic and personal resources to enable students to become academically and socially prepared to enroll and achieve success at the University of Colorado Boulder or any choice postsecondary institution. In addition, participating parents are provided with the information and resources to better understand the educational system in which their children are participating. Special support activities are provided to assist the parents in understanding the different transitions and transformations that occur, as the students move from one level of education to another (i.e., elementary to secondary to postsecondary).

Purpose/Goals of the PCDP

- Provide academic enhancement strategies and opportunities;
- Facilitate college/career exploration opportunities;
- Provide leadership development opportunities for both students and parents;
- Establish collaborative networks among parents, school personnel (Principals, Counselors, Coaches) and their respective communities; and,
- Provide parents with tools/information to assist their students in achieving their educational goals.

Program Benefits

- Opportunities for students to acquire and/or develop better academic study skills;
- Tools and strategies to improve interpersonal and leadership skills;
- Strategic insight and assistance in preparing for the SAT exam;
- College-prep advising based on CU-Boulder's Higher Education Admission Recommendations (HEAR)
- On-going review of student academic progress on a semester-by-semester basis;
- Assistance with the college transition process including help with:
 - Completion of college applications;
 - Completion of Free Application for Federal Student Aid (FAFSA); and,
 - Strengthening admission and scholarship essays;

- Academically intense Summer Residential Program provided for rising high school seniors;
- PCDP provides the students (rising high school juniors) for the Summer Precollege STEM three-week program;
- Summer college courses (ARSC 1000 - Expository Writing and Journalism) for qualified students;
- Scholarships for students who complete the summer residential program, enroll at CU Boulder and participate in a LEAD Alliance Program;
- Referrals to community and campus resources;
- Referrals to services at other Colorado college campuses via professional networks;
- Career exploration;
- Development of support groups for both students and parents via community building academies and activities; and,
- Cost free service to both students/parents.

Eligibility Requirements

- Attend a target high school **(18)** or middle school **(15)**;
- Be a first-generation college student (parents have not earned a four-year college degree);
- Minimum of 2.5 Grade Point Average in middle school and must have a 2.75 GPA to transition and continue participating in the high school program; and minimum of a 3.0 GPA to attend the summer residential program;
- Parents must attend Saturday Academies along with their students as program participants/partners;
- Recruited students may also meet one of the following criteria:
 - member of a single-parent family,
 - eldest child in the family and/or,
 - have a strong desire to pursue higher education.

It is important to note, that the PCDP will never dismiss a student who transfers out of his or her target school. The program continues to serve students and their families who move out of the target school(s) area and honor it's commitment to provide academic support and access to higher education for these first generation students and their families. PCDP will continue to invest its' resources in these stakeholders, as long as the students and their families continue to honor their educational commitment and be full participants in the program. These students are considered to be attending "*affiliated*" schools **(30 high schools and 10 middle schools)** and the PCDP works with the affiliated schools' registrars to access student transcripts for the purposes of reviewing student academic progress and completing the college application process.

Schools/Program Student Participants

Although the Program only **“actively”** recruits from the 15 middle schools and 18 high schools it targets, it does, on rare occasions, consider student applicants from independent middle schools and high schools who are referred to the program by community members and school officials. In addition to meeting the above requirements, these students must be highly qualified. These individuals are offered an opportunity to participate in the program, **only if** there is space available and their participation will **not** deny an opportunity to participate to students at the “targeted” middle and high schools.

During the Fall of 2022, the PCDP recruited **139** (7th & 8th Grade) middle school students and **no** high school students (the PCDP high school program is at capacity). With these additional students, PCDP now serves a total of **872** families. The current middle school program enrollment is at **265** students and the high school program enrollment is at **607** students. The Program requires that **at least** one parent actively participate alongside the student during all academic year programmatic activities and, often times, both parents attend the regularly scheduled Saturday Academies. It is estimated that the Program provided services to approximately **2,572** individuals (**872** middle/high school students and approximately **1,700** parent participants) during the 2022-2023 Academic Year.

PCDP Academic Year Component

- **Required Monthly Saturday Academies** held on one of the University of Colorado System Campuses. One academy per semester (Fall and Spring) is held for each grade level (7th – 12th Grades), with the exception of the 11th graders who attend three Saturday Academies during the Spring Semester to prepare for their upcoming participation in the Summer Residential Program.

Subject areas that are presented during the Saturday Academies include:

1. **Basic Study Skills** (e.g., effective note taking, budgeting of time, effective listening, how to take essay/objective-type exams, etc.);
2. **Communication Skills Development** (e.g., how to better communicate with parents, peers, siblings, and teachers, effectively dealing with stress, etc.);
3. **College Entrance Exam Preparation and Registration** (e.g., test anxiety, mental/physical preparation, including an explanation of the student’s test results, etc.);
4. **Career Exploration** introduces the students to various careers and career fields and how to best prepare themselves in high school and college for their desired career.

- **Assistance Available to PCDP Students/Parents**

1. **Scholarship Assistance.** During the Summer Residential Program students are taught to do scholarship searches and must produce a scholarship essay that is read, edited and given back to the student for feedback purposes by their summer writing instructors;
2. **Assistance with Applications for College Entrance Exams, Admissions and Financial Aid** and referral to CU as well as the students' other choice postsecondary institutions (including a pro-active follow-up on applications submitted through the PCDP office);
3. **Parent Partnership Workshops** designed to assist parents in areas such as navigating their student's school system, development of effective parenting skills, early financial planning for college, surviving with "blended families" parental support to their student, helping parents assist their students with transitioning from middle school to high school and from high school to college, etc.

PCDP Summer Residential Program Component

The PCDP provides its' rising seniors with an intensive academically focused in-person Summer Residential Program on the CU Boulder campus. In addition to providing academic enhancement opportunities, the summer residential program exposes the students to college life by providing them an opportunity to live in the residence halls, access to classroom and laboratory resources and, interaction with university faculty and staff. More than one-third of the program's Operational Budget is spent on student and staff housing costs during the summer residential program.

The PCDP students take course work in the following content areas: Mathematics (Algebra I and II, Trigonometry-Pre-Calculus, Calculus); Expository Writing (one section of this course is offered to qualifying students for college credit), Journalism (for college credit); and a College Prep Seminar. The PCDP is extremely limited in the number of courses that it is able to offer for college credit due to budget limitations.

The students also take one elective course during the summer residential program. During the summer of 2023, the students will choose from the following elective courses: Anatomy, Introduction to Engineering, Introduction to Business, and History/Leadership.

Students are awarded letter grades (A – F) in their summer courses; the transcripts are sent to the students' high school registrars for placement on the students' high school transcript. Some target high schools award elective credit to PCDP students who complete the summer program.

During the summer residential program, the students meet with CU Admissions and Financial Aid representatives to discuss and gain insight into the many academic and financial intricacies of transitioning to university life. PCDP, along with its' partners, offers extensive academic advising, tutoring, and academic enrichment activities to its' student participants, to encourage and support them in succeeding academically and preparing them to successfully gain admission to CU Boulder or another choice university.

The PCDP's director, continues to enhance the work accomplished during the summer program and helps facilitate the students' transition into their senior year in high school. The program director is responsible for maintaining an increased level of contact with the students, as they progress through their all-important final year in high school. The position provides an increased number of opportunities for the seniors and their parents to discuss topics that are critical to a student's transition to university life, but are rarely addressed. Detailed introduction to topics such as utilizing CU Boulder's Office of Career Services and Office of Counseling and Psychological Services, financial aid advising, identifying and selecting appropriate housing accommodations, identifying and utilizing retention programs that can augment the students' transition to their choice college and, informing parents of the many details that are involved in that transition.

2022 Summer Highlights:

The PCDP Summer Residential Program continues to be very intensive and the program staff spend many hours in the planning, preparing, and execution of program operations and delivery of services to its' student clientele. The program's new and continuing partnerships were strengthened throughout the five-week period. Amy Molina and Victor Hernandez (Associate Directors) worked extremely hard to offer the program in-person and the student employee staff (many of whom are PCDP Alumni) worked tirelessly with the summer participants to ensure that the program's students earned competitive grades in all of their classes.

Of the high school seniors who will graduate in 2023, 72 (out of 96 applicants/or 75% of the class) students have been admitted to the University of Colorado Boulder, 1 student is awaiting a decision, and several are working to submit additional information.

Although we strongly encourage our student participants to consider the University of Colorado Boulder and our sister campuses, as their primary postsecondary institutions of choice, we realize that they have many options to choose from, and it is our desire to expose them to as many of those options as possible so that the students may select the college/university that best suits their academic interests.

The PCDP acknowledges the participation of the students, parents, and partners in a successful but very challenging summer academic venture. A special acknowledgement of thanks and recognition goes to the Program's administrative staff, whose dedicated work

allows the program to operate efficiently, ODECE, the program's parent division, for its' support and to the peer counseling and instructional staff who worked so very hard to make the program viable and successful.

At this time, the 2023 Precollegiate Summer Residential Program will continue to be conducted in-person.

FY 2023-2024 Continued Successful Efforts and Planned Program Modifications

The program administrators survey all students, staff, and instructors on an on-going basis during the academic year and again at the end of each summer program to ascertain what program policies /activities, etc. were effective. This program evaluation assists the administrators in making changes or adjustments to future program operations. The following is a list of efforts to be continued and new modifications for AY 2023/2024.

Enhanced - First Generation Student Pipeline Program

The University of Colorado Boulder's Department of Human Resources has reached out to the PCDP to partner for their First Generation Professionals Pipeline Program. Many of our students are interested in working in higher education and have a desire to work at CU Boulder but, often find difficulty in the process. The Department of Human Resources First Generation Professionals (FGP) is a program focused on creating a pipeline from student employment to staff careers at CU Boulder. This program offers opportunity to CU Boulder's first generation and work study student employees seeking to apply their student employment knowledge and skills to a staff career at CU Boulder. Student employees will be provided with opportunities for meaningful professional development exploration to prepare them as first generation professionals. The program will illuminate careers for students to consider at CU Boulder, as one of their career options following graduation.

This program allows student employees and their supervisor(s) to engage in training workshops, coaching sessions, meaningful work projects, and other resources provided by Human Resources and other campus partners. This program will support student staff to become first generation professionals by gaining the knowledge, skills, and abilities necessary to be marketable for an entry-level career position post-graduation. It will also instruct supervisors on how to successfully coach, guide, and support their student employees by providing them with professional development opportunities.

Who can participate in the program:

- 1) University of Colorado Boulder student employees who are first generation work study students and entering into their junior (or third) year at the university;

- 2) Supervisors of student employees willing to serve as coaches and mentors to student staff. When possible, supervisors will themselves be first generation college graduates and/or former work-study students;
- 3) PCDP, Department of Human Resources and campus partners will provide support and coaching resources for supervisors and career preparation/exploration training and guidance for student employees;
- 4) Campus partners include: Office of Career Services, the Office of Precollege Outreach and Engagement, Student Affairs Assessment and Planning Office, and the Office of Diversity, Equity and Inclusion's Social Climate Unit;

Benefits for Students:

- Good resume builder;
- Exploration of careers on campus to consider upon graduation;
- Receive resume, cover letter, mock interview, letter of recommendation guidance;
- 1:1 coaching from supervisor to help build skills needed for the student's career;
- Hear from local CU first generation alumni professionals regarding their student to career experience.

Benefits for Campus (supervisors/departments/staff):

- Build pipeline to increase underrepresented employee base at CU Boulder;
- Provide supervisors with CU graduates who have work experience that makes them viable candidates for employment;
- Strengthen alumni connection to the University by providing employment opportunities

Incentive:

As an incentive for participants to successfully complete the program, PCDP will provide an opportunity for students to attend a national or regional conference that promotes first generation professional development (i.e. NASPA, NCORE or USHLI). Participants of this year's pilot program were given an opportunity to attend the NASPA conference in Baltimore earlier this year.

Enhanced - Rising 9th Grader Leadership Program

The PCDP has established and developed a new leadership program that began in Summer 2022. This leadership program is designed to help 8th graders, who will complete the PCDP middle school program, transition into the PCDP high school program through intentional activities designed to examine and address skills that students will need to be successful in the Program and at their respective high schools. The program is a commuter program is conducted in June for one week every day between 9 am and 5 pm. The program will be offered to all students who are

successfully transitioning between the middle and high school programs. We anticipate only 50% to 75% of the 8th grade cohort will take advantage of the opportunity initially but, hope that this number will increase as the new initiative becomes better established. Goals for the program include: pre-high school readiness, precollege prep considerations, community building, and leadership skills.

Learning outcomes for the program include the following:

- Students will comprehend the expectations of the PCDP high school program;
- Students will gain knowledge regarding the first year of high school;
- Students will learn leadership strategies that can be used at their respective high school and in their communities.
- Students will learn strategies to facilitate their success at their respective high schools and their choice of postsecondary institutions (i.e., study strategies, note taking techniques, etc.).

Enhanced – Credit Bearing Course(s)

As part of the summer residential experience, the PCDP currently offers select students an opportunity to participate in a university credit bearing course (3 credit hours). Current funding levels only allow us to cover the costs for one section of Expository Writing and one section of Journalism and does not allow us to accommodate all the summer program participants. Our internal surveys have shown that an opportunity to participate in these credit bearing courses is a great incentive for students to complete their participation in the Program during the summer prior to their senior year in high school. As part of the newly negotiated Memorandum of Understanding (MOU) with the CU President's Office, the program plans to provide this incentive to all summer program participants, offering the opportunity for each participant to take a college credit course. We will work with Office of Continuing Education to keep costs minimal so that the program does not have to pay all of the additional fees normally associated with university coursework (i.e., Rec. Center Fee, etc.).

Academic Year/Summer Best Practices:

- Continue collaborating with key partners within the Boulder campus, the CU system and the community-at-large. These collaborations include but are not limited to:
 - University of Colorado system precollege outreach programs;
 - Program target schools (15 middle schools, 18 high schools);
 - Independent schools serving current participants;
 - Engineering - Bold Center;
 - College of Media, Communication and Information (CMCI);
 - Office of Admissions;

- Office of Financial Aid;
 - Office of Human Resources;
 - University Risk Management
- Continue Academic Year programming that includes:
 - Visitation of target schools, by the program's director and associate directors, to maintain outreach goals;
 - Continue to utilize graduate students and summer instructors to present workshops, both in English and Spanish, at the program's Saturday Academies;
 - Strengthen PCDP's Human Resource Pipeline Program for the program's student staff,
 - Conduct a graduation event during Spring Semester for graduating high school seniors (anticipating 250 plus students and family members to attend this year's event.
- Continue to conduct a rigorous Summer Residential Program where we:
 - Offer math, science, business and engineering courses;
 - Have College Prep Instructors meet with Admissions and Financial Aid representatives to discuss scholarship essays, personal statements, etc.;
 - Participate in System Precollegiate Summer events;
 - Coordinate field trips for program participants to enhance personal experience;
 - Offer Student Mental Health Training to entire student employee summer staff;

Service to the Community

The PCDP staff makes a multitude of presentations (topics: college preparation, higher education student access, parent involvement, etc.) throughout the year to several of its' target schools, other educational agencies and institutions and, student groups brought to campus by the Office of Diversity, Equity and Community Engagement. The PCDP staff also participates in reading scholarship essays for the CU Boulder Office of Financial Aid.

In addition, the PCDP staff assists the Mapleton Schools with their senior interviews.

Precollegiate Key Campus Partnerships

PCDP has partnered with the **UCB College of Media, Communication & Information** for several years, as the school has identified an instructor for PCDP's Summer Course - Fundamentals of Journalism (Jrnl 1871) for many years. The course is taught for college credit.

PCDP hopes to renew its partnership with the **UCB Program in Environmental Design** in the future, as the college has provided an instructor (gratis) and classroom in the past and taught ENVD 1010 - Introduction to Design Appreciation for the PCDP Summer Residential Program.

PCDP has partnered with the **UCB Office of Admissions** for many years, as they are very proactive in processing the admission applications of the Program's high school rising seniors during the Precollegiate Summer Residential Program. Thus, the students are the first cohort in the entire State of Colorado to be admitted to a university before the start of their senior year in high school.

**Precollegiate Development Programs
200 UCB
Boulder, CO 80309-0200**

Theresa Manchego
Director
E-mail: Theresa.Manchego@Colorado.EDU

Amy Molina
Associate Director/High School
E-mail: Amy.Molina@Colorado.EDU

Victor Hernandez
Associate Director/Middle School
E-mail: Victor.Hernandez@Colorado.EDU



University of Colorado Boulder Partnership Outreach Program

The Office of Precollege Outreach and Engagement is continuing to expand its precollege initiatives across the state through **Partnership Outreach Programs (POP)**. These initiatives facilitate programs that provide participants with comprehensive precollege preparatory skills and opportunities to explore and access postsecondary educational options. We are working diligently to increase service to communities across the state that are under resourced due to geographic location, but where we know students have great potential for postsecondary success.

Communities served by POP include Morgan County, Boulder County, Adams County, Roaring Fork Valley School District, Summit County School District, the San Luis Valley. Additionally, our office has partnered local and state organizations supporting and growing our outreach such as the Colorado Gear Up Program, INSPIRE Program of Adams County and Denver Public Schools, among others.

Historical Partnerships:

Roaring Fork School District:

The University of Colorado is celebrating a 20 year partnership with the Garfield Re-1 School District and its Roaring Fork Valley Precollegiate Program. The program is a school district sponsored academic enhancement program for middle and high school students who attend schools within the district that is funded by a combination of school district funds and community grants.

Originally funded by a 3-year grant from the Aspen Valley Foundation, the Roaring Fork Pre-Collegiate Program is a collaborative effort with the school district and Colorado Mountain College (CMC) whose primary purpose was to positively impact the low graduation rate of Latino students in Garfield School District Re-1. At its inception, the program served approximately 30 students at the 9th through 12th grade level with a total student population of 120 students. The staff of the university's Precollegiate Program provided expertise and consultation in developing the program's academic year curriculum which consisted of workshops on basic study skills and strategies, enhancing reading skills, test taking strategies and, preparation for the ACT & SAT. Both CMC and CU agreed to host a

one-week summer experience for the program's participants that were intended to expose the students to different types of college campuses, provide a limited amount of educational instruction, and introduce them to the many resources that would be available to them should they decide to pursue a postsecondary education. Because of the dedication and hard work of the local program staff and with strong support from the district's superintendent of schools the program not only had the desired impact of increasing the graduation rates for Latino students, it also increased the college going rate for this population of students.

The Roaring Fork Pre-Collegiate Program quickly morphed into a college preparatory program and added a community mentor program to augment the academic year programming. The residential program on the CU Boulder campus was quickly converted from a one-week "exposure" program to a two-week intensive academic program patterned after the 5-week summer program offered to students from the Denver-metro area. The summer curriculum is designed to provide enhancement in the core areas of writing, mathematics and science and exposure to other academic areas such as business, psychology, ethnic studies and other subject matter that might not be available at the local high schools. The intent of the curriculum is to provide the students a "head start" in the core subject areas as they begin their senior year in high school and motivate them in their pursuit of a postsecondary education. In addition, the students are provided an intensive exposure to the college and

financial application process and introduced to other resources that are available to aid them in their transition to the college university of their choice (i.e., Career Services, Housing, academic advising, CU LEAD Alliance, etc.

As the program continued in its development and growth it established a middle school program and began recruiting students as early as the 6th and 7th grade and experienced increasing success in placing its graduates in postsecondary institutions across the country. As a result of their great success the program continued to experience a significant increase in the number of students applying for participation. In an attempt to accommodate the increasing demand for participation the program staff, in collaboration with the program's advisory board, submitted a proposal to CU President Bruce Benson in 2014 requesting funding to increase the size of its student population, increase the number of full-time staff and, enhance its community mentorship program. The following year President Benson granted the Roaring Fork Pre-Collegiate Program a 3-year \$300,000 (\$100,000/year) grant from the CU President's Office in recognition of their hard work and positive impact on the college going rate in the Roaring Fork Valley. As a result of this grant the Roaring Fork Pre-Collegiate Program was able to add one full-time employee, develop and implement a mentor training program to strengthen the mentorship component of the program and begin providing services to approximately 375 families annually

As the Roaring Fork Pre-Collegiate Program has continued to develop, demand for their services has increased. Enrollment in the program's traditional target schools has increased

and two new schools have opened in the district over past two years. Both of the new schools have sought out participation in the program and the original schools are also asking for an increase to the number of students who can participate in the program. At the most recent Program Advisory Board meeting the director, Dave Smith, indicated that two new cohorts have been added at two of the target middle schools and additional cohort had been added at one of the target high schools. With these new additions the program is currently serving over 400 families annually which equates to over 30% of the population eligible to participate in the district.

Summit County Pre-Collegiate Program

In 2008, as a result of the success of the Roaring Fork Pre-Collegiate Program, the Superintendent for Summit County Schools and the President of the Summit Foundation reached out to the University to see if there was a possibility of establishing a similar program in Summit County. The impetus for developing this program was to have a positive impact on the graduation and college going rate of the county's Latino population as well as the college going rate for students in general. This program is similar in structure to the Roaring Fork program in that the program is sponsored by the school district, was initially funded primarily by the Summit Foundation and works collaboratively with the local Colorado Mountain College campus and the University of Colorado Boulder.

Because of the lessons learned in the development of the Roaring Fork program, it was possible to establish the Summit Pre-Collegiate Program within a year and the first class of 5 students was able to attend a summer residential program alongside the Roaring Fork Pre-Collegiate Program students during the summer of 2009. Since that time, the program has steadily grown in numbers and sophistication and has aspects that are unique to the community it serves. Like the Roaring Fork program, the Summit Program conducts a one-week summer program at the local Colorado Mountain College campus but, it is a commuter program rather than a residential program. One unique aspect of the Summit Pre-Collegiate Program is its defined classroom period during which they provide their students tutoring and advising sessions. It is also a time where the program's Seniors can get assistance with their college applications and applications for financial aid and scholarships. This class period is possible due to the fact that, unlike the campus based and Roaring Fork programs, the Summit Pre-Collegiate Program serves one middle school and one high school so the staff does not have to travel to and recruit from multiple schools. Currently the program serves approximately 240 students (40 per grade level) and is working to further develop the middle school portion of the program.

New Department Initiatives:

Morgan County:

The Morgan County Precollege Partnership Program has supported students from Fort Morgan High School since 2017, and in this academic year expanded its outreach to include Wiggins High School and Brush High School. During this cycle, POP was awarded a \$275,000 federal OMNIBUS grant to support our outreach efforts in the county and has allowed our office to hire a professional staff member to lead recruitment and programming on the ground within the local community. This additional support has already helped to increase the number of students served from 18 in 2021-2022, to 38 students in this current academic year.

Boulder County:

The Boulder County Partnership Program has partnered with five community partners to increase precollege preparatory programming within the county and serve students from across Boulder Valley and St. Vrain Valley School Districts. This initiative began in the summer of 2021 with 12 student participants, growing to 17 in 2022, and as we move into 2023, we have recruited a cohort of 46 program participants. Through our summer programming we have also added a credit bearing course to support these first-generation students' access to obtaining college credit through our summer program. To date twenty students have earned college credit with an average cohort GPA of 3.5. Because the partners in this outreach effort are local, our office provides academic year programming for participants and parents/guardians with Saturday Community Seminars where we cover topics such as paying for college, scholarship and FAFSA support, and selecting and transitioning to college.

San Luis Valley:

Do to COVID setbacks, this year POP has focused on reinitiating our commitment and connection to the communities of the San Luis Valley. After attending and participating in a tour of the San Luis Valley with President Saliman and his outreach team, new partnership opportunities have arisen and been pursued by Valeria Morales, POP Director. The federal funds from the federal OMNIBUS grant, POP has been able to secure a partnership with the San Luis Valley Area Health Education Center (SLV AHEC) to support our precollege outreach initiatives to grow recruitment and deliver more consistent services locally through the AHEC. While participation in the Valley has been small, it is our goal that this new partnership will yield higher numbers of participants.

STEM Summer Program

During the summer our office partners with the University of Colorado Boulder Precollegiate Development Program to provide a two-week residential program for rising juniors who are interested in pursuing STEM in their post-secondary education. This two-week program

introduces areas of study, career exploration, project-based learning, SAT test prep and college planning tools. Annually, the program serves between 40-50 students. The mission of the program is to highlight areas of study outside of nursing and mechanical engineering, where students are encouraged to identify STEM challenges facing their community and find applicable solutions by applying learned outcomes from their courses.

Campus Tours:

Throughout the academic year POP hosts campus visits and tours to middle schools whose populations come from underrepresented and marginalized communities. On occasion, we also collaborate with the Office of Admissions to conduct campus visitations for high schools that they cannot accommodate but, are of great importance for recruitment purposes. The mission of our tours is to increase exposure and access to CU Boulder's campus as the state's flagship institution. We are committed to delivering an experience which highlights the unique experience of being a first-generation student at CU Boulder. Our tours are led by current undergraduate students who also share one or more multiple underrepresented identities; and who can first-hand share both their struggles and success as CU Boulder students. In this academic year our office will have provided over 50 campus tours to over 1700 students from across Colorado.

Community Outreach & Partnerships:

POP provides additional outreach and support for community based and other school district based precollegiate programs. Annually POP supports the logistical planning and execution of summer residential program planning for multiple partners including the Roaring Fork Pre-Collegiate Program, Summit County Pre-Collegiate Program, Colorado Gear Up Program and the INSPIRE Program. Collectively, this work has increased access and campus exposure to over 250 youth from across the state.

Finally, through our outreach efforts POP hosts one large community-based partnership conference annually during the spring semester. In 2022, POP led and hosted a first-time partner program; Latinos in Action (LIA), for their first Colorado conference. With our support, we planned, welcomed, and organized workshop presentations for over 250 middle and high school students. These students participate in LIA'S academic year school-based programming and the conference served as their end of year closing celebration.

Overall, in the 2021-2022 cycle the Partnership Outreach Programs team served over 2,300 youth through our department led programming and outreach initiatives.

**Partnership Outreach Program
200 UCB
Boulder, CO 80309-0200**

Valeria Morales
Director
E-mail: Valeria.Morales@Colorado.EDU

Nancy Mejia-Arias
Program Manager
E-mail: Nancy.Mejia@Colorado.EDU

Marco Torres
Campus Visit Coordinator
E-mail: Mato1197@Colorado.EDU

bridge

precollege bridge program

About the Precollege Bridge Program at the University of Colorado Boulder

The Precollege Bridge Program provides academic enrichment, peer community, professional development and instruction on how to access resources for students that completed a precollegiate program at any of the University of Colorado campuses, the University of Colorado Upward Bound program and any of the university's statewide partner programs.

Summer Precollege Bridge Program

The Summer Precollege Bridge Program provides early access to the University of Colorado Boulder campus to selected first-generation students who may not otherwise have an opportunity to participate in a summer bridge experience as they transition to and build community at CU Boulder. The Summer Bridge Program occurs before students start the Fall semester of their freshman year and facilitates a stronger connection to the institution.

Program Benefits

- Become intimately familiar with the CU Boulder campus through an intensive introductory four-week summer residential academic “bridge” program that allows students to learn about the many resources available to help them transition to campus and succeed at the university.
- Earn six credit hours through the following two courses: LEAD 1000 and WRTG 1150, with tuition paid by the program. Also, gain an understanding of academic success, financial literacy, self-development, and resources on campus through the non-credit CU 101 and Health and Wellness seminar.
- Participate in a cohort experience that allows students to build a close-knit peer community.
- Receive a one time \$3,000 stipend for completion of program.
- Have access to a Peer Mentor Leader who will help Bridge students adjust to the environment of CU Boulder
- Engage and participate in a CU Leadership, Excellence, Achievement, Diversity (LEAD) Alliance program while attending CU Boulder to receive a \$2,000 renewable scholarship for up to five years.

- Offer opportunities to engage in Academic and Community/Leadership Development Activities,

Professional and Career Development Program Eligibility

- Successfully completion of a precollegiate program at any of the University of Colorado campuses, the University of Colorado Upward Bound program or any of the university's statewide partner programs
- Incoming freshman confirmed to University of Colorado Boulder
- Must continue participation in a CU LEAD Alliance program to maintain scholarship eligibility

Academic Year Precollege Bridge Program

Those students that did not have the opportunity to attend the Summer Precollege Bridge Program but completed a precollegiate program at any of the University of Colorado campuses, the University of Colorado Upward Bound program or any of the university's statewide partner programs will automatically be a participant in the Precollege Bridge Program.

Program Benefits

- The program offers a \$2,000 renewable scholarship for up to five years to students who actively participate in one of the CU Leadership, Excellence, Achievement, Diversity (LEAD) Alliance programs.
- Provide a minimum of two academic and community/leadership development activities throughout the Fall/Spring semesters. These activities provide the participants opportunities to enhance their academic skills, explore leadership opportunities on campus and in their respective communities and build community through intentionally planned social events that they might not otherwise actively engage in. Students must participate in one of the academic, community/leadership activities during the Fall and Spring semesters.
- Provide opportunities for students to develop and/or strengthen their networking skills utilizing existing campus resources and traveling to local, regional, or national conferences to meet and interact with other students and professionals in the field they are pursuing.

Bridge Program Impact:

Since its inception in AY 2015, the Precollege Bridge Program has provided programming to **127** precollege alum. This is approximately **27%** of the precollege alum that entered the University of Colorado Boulder in that same time period with the lowest percentage being

4% in the fall of 2015 and the highest percentage being 40% in Fall of 2019. Of the 127 participants of the Summer Bridge programs during this time period **86% (109)** have graduated or are still enrolled at the University of Colorado Boulder. In comparison, **82% (412)** of the overall precollege alum who attended the University of Colorado Boulder in that same time period have graduated or are still enrolled at the University.

2021-2022 FY Accomplishment Highlights

- Successfully implemented and delivered a four-week in-person summer program for 25 students from all precollegiate programs from the University of Colorado campuses, including seven Native American participants from the CU Boulder Upward Bound program;
- Successfully implemented and offered two college courses, LEAD 1000 and WRTG 1150, for six credit hours to summer participants;
- Successfully incorporated a Health & Wellness seminar, a community course designed for students seeking to refine and develop skills to support their physical and mental well-being while increasing their resilience and ability to persist through their degree;
- Successfully partnered and connected participants with other CU Boulder departments: Admissions, Financial Aid, Bursars, Center for Inclusion and Social Change, Public Achievement, Education Abroad, Disability Services, Career Center, and Student Organizations to meet critical administrators and build resources on campus. The CU 101 course also provides information on academic success, financial literacy, and self-development for participants' transition.
- Successfully built a peer community for participants to have a sense of belonging at CU.
- Successfully ensured that all Summer Precollege Bridge Program students were contacted once a month and assisted and peer mentored throughout their first year at CU.
- Successfully met with Precollege Bridge Program students to ensure they received the necessary guidance to improve their academic performance and meet their scholarship requirements.
- Successfully implemented a one-day bridge program for precollegiate students who could not attend the four-week summer bridge program to assist them in their acclimation to campus.
- Successfully hosted a FAFSA seminar for precollege bridge program participants.
- Successfully hosted four professional development activities for precollege bridge program participants.
- Successfully hosted the First Annual Graduation event for program alum who will graduate from CU Boulder during AY 2022-23.
 - Fall 2022 - 10 graduates
 - Spring 2023 - 27 graduates
 - Summer 2023 - 5 graduates

These graduates received degrees in a variety of majors. In addition, several of these students worked for the Precollegiate Development Program, as Peer Counselors/Mentors and Teaching Assistants, throughout their undergraduate college careers.

- Successfully collaborated with the Center for Inclusion and Social Change on eight student events to provide a sense of community with our two programs.
- Successfully partnered with the Admissions Office for Student Admitted Day.
- Successfully provided professional development training to student staff to enhance their job skills.

In collaboration with its host division, the Office of Diversity, Equity, and Community Engagement (ODECE), awarded **249** LEAD scholarships and also multiple scholarships provided by individual and corporate donors.

2023-2024 FY Future Plans/Modifications

- Continue to administer the four-week Summer Precollege Bridge Program and offer the program to select first-generation students from precollege outreach programs external to the University of Colorado in alignment with the campus' Inclusion, Diversity, and Excellence in Academics (IDEA) plan. This expansion of service will provide access to the Precollege Bridge Program to other selected first-generation students who may not currently have an opportunity to participate in a summer bridge experience as they transition to and build community at CU Boulder before they start the Fall semester of their freshman year and facilitate a stronger connection to the institution. The proposed increase in service will provide this same opportunity as an enticement for more Native American students who may not otherwise choose CU Boulder as their campus of choice.
- Continue to provide six college credit-bearing courses to each student participant as part of their Summer Precollege Bridge Program experience.
- Increase the amount of stipends to students that complete the Summer Bridge Program to a one-time \$3,000 stipend. Providing the increased amount of stipend will help offset any lost wages participants may incur by participating in the 4-week program
- Continue to administer a one-day bridge program for precollegiate students who could not attend the four-week summer bridge program to assist them in their acclimation to campus.
- Provide a one-time \$1,000 scholarship to precollege alum attending any of the bridge programs at CU affiliated with the LEAD Alliance programs before starting CU Boulder.
- Continue to meet with Precollege Bridge Program students to ensure they receive the necessary guidance and assistance during their enrollment at CU Boulder.

- Expand the program's services beyond the summer program and freshman year to encompass the students' academic career at the university. Increase involvement from 30 participants to 40 participants during the academic year.
- During the academic year, the program plans to offer activities that will provide the students with opportunities to continue to develop their academic, career/professional, leadership, and community-building skills. To this end, the program will provide at least two educational and community/leadership development activities throughout the Fall/Spring semesters. These activities will give the participants opportunities to enhance their academic skills, explore leadership opportunities on campus and in their respective communities and build community through intentionally planned social events that they might not otherwise engage in.
- Partner with the university's Office of Career Services and other university resources to provide instruction on developing and practicing professional skills that participants can utilize as student employees at the university and build upon as they prepare themselves to transition into their professional careers. Providing these opportunities facilitates participants' ability to develop and strengthen their skills in resume development, networking, interviewing, internship/apprenticeship research, and application, as well as providing other strategies to maximize their ability to pursue opportunities in their chosen career fields.
- Continue to Partner with the First-Generation Professionals Pipeline program.
- Provide an opportunity to select groups of students to travel to and attend local, regional, and national conferences that promote first-generation professional development (i.e., NASPA, NCORE, or USHLI) to meet and interact with other students and professionals in the field they are planning to pursue.
- Hire an additional full-time staff position as an Assistant Director to assist with the program's expansion.
- Hire a part-time position as a Coordinator to assist with the program's expansion.

For more information, contact the Precollege Bridge Program Staff:

Dr. Maria Castro Barajas- Director
Email: maria.barajas@colorado.edu
Phone: 303-492-2178

Angie Chavez-Lopez -Assistant Director
Email: achavez-lopez@colorado.edu
Phone:303-492-4983



Pre-Collegiate Support
and Success Center

UNIVERSITY OF COLORADO **COLORADO SPRINGS**

**University of Colorado Colorado Springs
Pre-Collegiate Development Program**

2022-2023

About the Pre-Collegiate Support and Success Center

The Pre-Collegiate Support and Success Center (PCSSC) at the University of Colorado Colorado Springs (UCCS) is an institutionally and grant funded academic and socio-emotional enrichment program for prioritized middle and high school students in Colorado Springs and Pueblo. It prepares first-generation, low income, and military dependent students to pursue their postsecondary goals. The Pre-Collegiate program offers students the opportunity to explore five career pathways: Business, Education and Human Services, Engineering and Technology, Health, and Humanities and Arts. We guide students throughout the academic year and during our June Summer Academic Institute so they can make informed decisions about postsecondary options prior to high school graduation.

In 2022-2023, the UCCS Pre-Collegiate Program created and adopted a new vision and mission statement that will guide our work for the coming years.

Vision: We encourage each other to dream, explore and achieve.

Mission: Pre-Collegiate champions and cultivates an equitable and welcoming community for scholars and families. We collaboratively create space for youth to explore, dream, and achieve postsecondary and career opportunities through mentorship, expanding personal and life skills, and utilizing a growth mindset. Pre-Collegiate advocates for inclusive practices at UCCS, partnering organizations, and in the workforce.

Pre-Collegiate Learning Objectives for Scholars and Families:

1. Students will harness academic skills and success strategies.
2. Students will know & advocate for themselves.
3. Students will develop & demonstrate life skills.
4. Families will be equipped with knowledge and support in helping their scholars navigate the PCDP objectives & their post-secondary journey.
5. Students will describe & explore educational systems, their post-secondary options, and how to navigate & pursue opportunities.

Our team continues to work at improving our practices in support of our scholars, and in 2023, we will explore how to become more student-centered and culturally responsive so that our student staff and scholars can help us co-create a program that meets our goals and aspirations.

Criteria for Program Selection

- Be a low income, first-generation college student (neither parent has earned a 4-year degree in the United States) and/or come from an active military duty family (within 10 years) and
- Maintain a minimum 2.5 grade point average
- Have the desire to pursue postsecondary opportunities.

Program Goals

- Prepare students for postsecondary success by supporting their academic and socio-emotional learning.
- Encourage students to explore career pathways beginning in middle school and continuing through high school.
- Facilitate opportunities to explore postsecondary options, and leadership development.
- Provide comprehensive monitoring and evaluation.
- Offer quarterly family workshops in support of our new mission statement and learning objectives.

Program Services

- Undergraduate-led Transition Coaching.
- Opportunities to learn about new subjects and develop better study skills.
- Tools to improve interpersonal communication and leadership skills.
- Help with postsecondary applications, scholarships, and financial aid applications.
- Access and referrals to community and campus resources.
- Opportunities to explore and develop a career identity and pathway.
- Opportunities to earn college credit through dual enrollment courses.
- Opportunities to visit college campuses and learn about different majors/minors.

The PCSSC has these components of programming:

- Pueblo Pre-Collegiate Program
- The College Experience
- Dual Enrollment
- Transition Coaching
- Middle School
- The Summer Academic Institute
- STEMEO

Pueblo Pre-Collegiate Program

In 2022, with generous support from the CU (Colorado University) system, PCSSC started a Pre-Collegiate Program in Pueblo, Colorado. As a kick-off, we organized and held a three-night

campus stay for six Pueblo students who were admitted to and planning to attend UCCS in the fall of 2022. Two student staff and one professional staff member organized bridge activities that included a mixer with faculty, visits to the Financial Aid, Registrar's Office, MOSAIC, and Writing Centers, a tour of the bookstore that included how to find required books on a syllabus and save money on securing them, and career exploration activities. Students were later visited by a representative of the Pueblo Hispanic Education Foundation who assisted them in applying for scholarship funds if they had not yet applied to PHEF.

Dr. Lisa Fetman was hired as the Pueblo Program Manager in November 2022 and an office was established in partnership with the Pueblo Community College early in 2023. We held two opening ceremonies, including an official welcome on February 3, 2023, with Chancellor Venkat Reddy and Pueblo Community College President Patty Erjavec. Since then, Dr. Fetman has been conducting outreach to schools and community partners to recruit for the program. Pueblo students in the Pre-Collegiate Program have been given the choice to continue coming to UCCS for programming or to transition to the Pueblo Program where services will be offered in the fall of 2023 at Pueblo Community College. In April, Dr. Fetman held a New Scholar Orientation for middle school students from Pueblo who were accepted into the program. On May 4, 2023, we held a special STEM (Science, Technology, Engineering, or Mathematics) event for middle and high school students from Ersilia Cruz Middle School and Global Ed Solutions Online High School. This program was very well attended with over 40 students participating. In June she will host a family workshop for Pueblo scholars' parents and guardians. Programming for Pueblo students is expected to start in the fall of 2023. It will include the choice to take Concurrent Enrollment courses through Pueblo Community College for our Pueblo students.

The College Experience

The College Experience (CXP) creates opportunities for Pre-Collegiate students to explore a variety of college campuses in the Pikes Peak Region while also learning more about academic offerings and career opportunities available in their pathways of choice. At these events, students learn about areas of study available at several types of colleges. Students interact with faculty and students from the college or university, as well as with community leaders, also known as Ambassadors, who are connected to the student's career pathway.

Modeled after a combination of the El Pomar Foundation's College Readiness and Success Program and Pre-Collegiate's Saturday conferences, students take part in programming at UCCS, Pikes Peak State College (PPSC), United States Air Force Academy (USAFA) and Colorado College (CC). College Experience Events take place at each campus once per year, usually on Saturdays. Programming is differentiated by grade level and type of institution.

For the 2022-2023 academic year, The College Experience held all sessions in person, and program coordination was transitioned to Victoria Caruso who will be organizing all future events. In 2023, Pueblo Community College and Colorado State University Pueblo will be added to the list of institutions to be visited. The 11th and 12th graders will be visiting PPSC and UCCS in the

Fall semester so they can see it as an option, and the 9th and 10th graders will be visiting USAFA and CC in the Spring semester to see all the options available as something to strive for.

Dual Enrollment

In 2022, we offered students two in-person dual enrollment courses during the June Summer Academic Institute. These were The Innovation Process (INOV 1010) and Forensic Anthropology (ANTH3350) which included a mini field experience on campus. Student feedback suggested we add more courses. So, for 2023 we are adding two additional dual enrollment options: Technical Communications and Writing (TCID 2090) and History of the Medieval World (HIST 1020). All dual enrollment courses are offered free of charge to students in the Pre-Collegiate Program and to students in partnering college access programs in Colorado Springs.

High School Transition Coaching

Undergraduate mentoring plays a key role in strengthening high school students' academic skills, motivation, and social-emotional development. It also fosters retention of undergraduate students who find value in serving as role-models to high school students. During the school year, Pre-Collegiate students attend workshops led by undergraduate peer mentors referred to as Transition Coaches. These workshops allow Pre-Collegiate students an opportunity to connect with current UCCS students, while learning about important topics. Topics for workshops are generally developed to assist students with skills or topics that will be of benefit to them during their current year of high school and preview what they may encounter going forward. Exceptions to this strategy are topics that are relevant to students in all grade levels, such as Cyber Safety, Responsible Social Media Use, etc. This creates a foundation for students to be successful in their high schools and increases their fitness for post-secondary study and success.

Fall 2022 Transition Coaching Workshops All Offered In-Person			
Student Grade	September	October	November
9th Grade	How to be Successful in H.S.	Time Management	Goal Setting
10th Grade	Getting Organized & Goal Setting (Sophomore Edition)	Career/Major Exploration	Building Your Resume- volunteering, extra curriculars, etc.
11th Grade	Finding Your Fit- Beginning the College Search	Transcript Evaluations- Where Do You Stand?	Leadership and Other Opportunities

12th Grade	Scholarship Essay Writing Workshop	FAFSA/COF Completion	College and Scholarship Applications
----------------------------------	------------------------------------	----------------------	--------------------------------------

Spring 2023 Transition Coaching Workshops All Offered In-Person			
Student Grade	February	March	April
9th Grade	Memory Retrieval/Study Skills	Importance of Rigor and Transcripts and How They Relate to Post-Secondary Options	Getting Involved in Your High School/Personal and Academic Balance
10th Grade	Types of Schools and Degrees	Exploring Your Pre-Collegiate Pathway	Google Hacking/Cyber Safety
11th Grade	SAT Prep Strategies	“Undecided”: Exploring College Major Options/Cyber Safety	What You Need to Know for Senior Year
12th Grade	Interpreting the Aid Offer Letter	College Fundamentals-credit hours, academic integrity, etc.	On-Campus Resources

Middle School Programming

PCSSC hired Alan Flinn to be the new Middle School Program Manager for 7th and 8th grade students in December of 2022. He continued with the programming schedule that was already set for students during the fall to avoid disruptions and immediately began to connect with area schools to recruit and reestablish relationships that were affected during the COVID pandemic. This resulted in over 120 applications to the Middle School Program and 60 new qualified students. Alan continues to help the Pueblo Program Manager, Dr. Lisa Fetman, with planning and executing student and family information sessions and current and upcoming middle school workshops.

Undergraduate mentoring plays a key role in strengthening middle school students' academic skills, motivation, and social-emotional development. It also fosters retention of undergraduate students who find value in serving as role-models to middle school students. During the school year, Pre-Collegiate students attend workshops led by undergraduate peer mentors referred to

as Success Coaches. These workshops allow Pre-Collegiate students an opportunity to connect with current UCCS students, while learning about important topics that will help them be better prepared for high school.

During the spring semester Pre-Collegiate middle school students took part in the following:

Spring 2022 In-Person Programming for Middle School Students					
Student Grade	January	February	March	April	May
7th Grade	“New Year, New Me” - Time Management, Goal Setting, Setting Priorities & Cornell Notetaking	“Professional Communication” - Email, Cover Letters & Interviews or Conversations	“Building A Growth Mindset” & STEM - Cyber Security, Robotics & Mars Lander Engineering Activity	“Self-Awareness & Social Emotional Intelligence”	“Building Your Positive Brand”
8th Grade	“New Year, New Me” - Time Management, Goal Setting, Setting Priorities & Cornell Notetaking	“Professional Communication” - Email, Cover Letters & Interviews or Conversations	“STEM Day” - Campus mini-tour, Cyber Security, Robotics & Mars Lander Engineering Activity	“Self-Awareness & Social Emotional Intelligence”	“High School 101”

STEMEO

STEM Education Outreach (STEMEO) was founded at UCCS in 2008. This became part of the Pre-Collegiate Success and Support Center in 2016. It is a grant-funded academic program for regional K-12 students designed to motivate and expose students to a variety of STEM activities, careers, and programs. STEMEO's goal is to increase STEM engagement and skills among students, teachers, and parents. Additionally, the center provides academic and financial support to minority and first-generation students interested in pursuing a STEM degree at UCCS and support to UCCS faculty and departments interested in supporting K-12 STEM Outreach.

STEMEO provides the UNITE program for underrepresented students in engineering, which is held during the Summer Academic Institute and is a part of our programming.

Summer Academic Institute

The SAI (Summer Academic Institute) 2022 consisted of rising 10th, 11th, & 12th grade students. Two synchronous Dual Enrollment courses were offered to the rising juniors and seniors:

- ANTH 1030: Intro to Biological Anthropology
- INOV 1010: The Innovation Process

Rising seniors were offered a Scholarship Writing non-credit course that addressed key components of writing such as mechanics, voice, and audience. They received feedback on their work from faculty members and completed one draft of a scholarship essay. Additionally, Rising Seniors were provided opportunities to gain insight into and get a head start on college access activities such as financial aid, applications, etc. These opportunities were often presented by professionals in these respective areas. Students were also provided with the opportunity to take part in mock interviews designed to prepare them for potential scholarship interviews.

Rising juniors were offered a non-credit writing course to begin crafting effective application essays. College access processes, along with associated timelines, were covered in an effort to encourage early preparation. These were often presented by professionals in the respective area discussed. ☒

Both rising juniors and seniors were offered a free two day on-campus stay in student housing to give them the opportunity to experience life on campus. Sixteen students participated.

Rising 10th graders interested in Engineering were able to join the UNITE program which offers hands-on learning around math, computer science, engineering and math skills to help students pick pathways and prepare for rigorous college coursework in these fields. Additionally, rising 10th grade students were provided with opportunities to explore different majors and careers via exploration activities as well as presentations from personnel from different on-campus departments. A non-credit writing course was provided as well in an effort to establish/sharpen effective writing skills.

All students took part in a Math Bridge (a self-paced, adaptive non-credit course to support math skills), and were offered a Music and Lyrics workshop to tap into creative energies.

The final day of the Summer Academic Institute consisted of the completion of dual enrollment courses and programming. All students and families were invited to an ice cream social where families had opportunities to hear and see what their scholars did during the program. Faculty from the dual enrollment courses were invited and they spoke to families about the classroom experience. Students submitted entries for an art competition where the winning entry had their art printed on academic calendars for the following year.

We evaluated SAI 2022 using a survey which asked scholars how they felt about certain program elements before and after the program. After reviewing the data collected from 46 respondents, a student staff member produced an Executive Summary for us. Overall, participants reported an increase in the following areas:

- Feeling connected to the Pre-Collegiate Program
- Feeling connected to peers in the program
- Confidence in math skills

For 11th and 12th graders, there was an increase in:

- Awareness of different kinds of colleges/universities and kinds of degrees
- Awareness of financial aid/how to pay for college
- Awareness of how to apply to colleges/universities and scholarships
- Confidence in writing a personal statement for a scholarship essay
- 45% of the students who participated in the UCCS overnight stay reported they wanted to attend UCCS

10th graders reported increases in

- Awareness of different kinds of colleges/universities and kinds of degrees
- Awareness of how much college and how you might pay for it
- Awareness of the kinds of classes and preparation you need to get to college
- Confidence in completing a resume

SAI participants were also asked about what might be helpful to them in making decisions about attending UCCS or another CU system institution. Half of the students responded that information about how much they would have to spend to attend an institution would be helpful. Students also reported a desire for more options in dual enrollment classes offered during SAI.

For more information, contact the Pre-Collegiate Support and Success Center staff at:

Dr. Nancy Hernandez
Director
Pre-Collegiate Support and Success Center
nhernand@uccs.edu | 719-255-3295

Dr. Lisa Fetman
Pueblo Program Manager
Pre-Collegiate Support and Success Center
lfetman@uccs.edu | 719-920-7907

Vicki Taylor
Assistant Director
STEM Program Manager
Pre-Collegiate Support and Success Center
vtaylor5@uccs.edu | 719-255-5124

Alan Flinn
Middle School Program Manager
Pre-Collegiate Support and Success Center
Jflinn3@uccs.edu | 719-255-3039

Victoria Caruso
Program Coordinator
Pre-Collegiate Support and Success Center
vcaruso@uccs.edu | 719-255-3457

Shawn Sanchez
High School Program Manager
Pre-Collegiate Support and Success Center
Ssanch22@uccs.edu | 719-255-3299

Cheri McLean
Business Service Professional
Pre-Collegiate Support and Success Center
cmclean@uccs.edu | 719-255-5138



Pre-Collegiate Support and Success Center

UNIVERSITY OF COLORADO
COLORADO SPRINGS



**University of Colorado Denver
Center for Pre-Collegiate and Academic Outreach Programs**

2022-2023

University of Colorado Denver

Center for Pre-Collegiate and Academic Outreach Programs

Mission

The mission of the Center for Pre-Collegiate and Academic Outreach Programs at the University of Colorado Denver (CU Denver) is to administer pre-college and pipeline programs. These programs are designed to educate, motivate, and prepare first-generation students to be successful in pre-secondary, secondary, and post-secondary education with the ultimate goal of obtaining a higher educational degree.

Program Descriptions

The Center for Pre-Collegiate and Academic Outreach Programs at the University of Colorado Denver offers three unique and distinct pre-college programs: the Pre-Collegiate Development Program (high school), the Pre-Collegiate Middle School Academic Program, and the Scholars Program. These programs are designed to provide academic enhancements for middle school and high school students who are first-generation college bound students. These programs emphasize early outreach, ongoing proactive academic guidance, and access to higher education support systems while the students are still in middle school and high school; in an effort to increase college enrollment, attendance, and graduation rates.

Pre-Collegiate Middle School Academic Program

The Pre-Collegiate Middle School Academic Program (PCMSAP) at the University of Colorado Denver is an academic enhancement program. This program is designed to adequately prepare first-generation students (neither of whose natural or adoptive parent(s) received a baccalaureate degree) in grades seven and eight to successfully complete their pre-secondary school career, and then enroll in a college preparatory high school curriculum. The ultimate goal is that they enroll in a college/university of their choice with the necessary skills and academic preparation to succeed at and graduate from that institution.

The Pre-Collegiate Middle School Academic Program serves as a precursor to the Pre-Collegiate Development Program when they transition into high school. Students who successfully complete the Program with a cumulative grade point average (GPA) of 2.75 or better will then be accepted to the high school program at the end of their 8th grade year.

The Program will offer students the opportunity to engage in a wide range of pre-college activities throughout the academic year. The academic year component will offer students monthly Saturday Academies consisting of basic study skills (e.g., goal setting, effective note taking, test preparation, time management, effective listening, organization, etc.). Students will also be exposed to supplemental academic instruction, communication skills development,

leadership skills development, career exploration, high school transition preparation, and parent partnership workshops.

Eligibility Requirements

- Attend a target school;
- Be a first-generation student (neither of whose natural or adoptive parent(s) received a baccalaureate degree);
- Possess a minimum cumulative Grade Point Average (GPA) of 2.75; and
- Meet one of the following criteria:
 - Be a member of a single parent-family;
 - Be the eldest child in the family, or
 - Have a strong desire to pursue higher education.

2022-23 FY Accomplishment Highlights

- Successfully recruited 80 new students into the program, fall 2022.
- Successfully hosted a new student/parent orientation for new admitted students.
- Successfully implemented and administered monthly Saturday Academy workshops during the academic year (fall and spring semester) to program students.
- Successfully hosted a transitional workshop for program eighth graders to high the school program Pre-Collegiate Development Program.
- Assessed and evaluated Saturday workshops.
- Successfully provided professional development to student staff to enhance their skills to work effectively with program students.
- Matriculated 78 students to the Pre-Collegiate High School Program, fall 2022.

2023-24 FY Future Plans

- Coordinate and administer the Pre-Collegiate Middle School Academic Program.
 - Administer monthly workshops to program students during the academic year (fall and spring semesters).
- Assess and evaluate Saturday Academy workshop topics for students and parents and make the necessary changes.
- Develop and implement recruitment strategies to increase the number of students into the program.
 - Strategize plans to work with schools that were not successful in referring students to the program during the last recruitment cycle.
 - Add additional target schools.
- Maintain the pipeline program to the high school Pre-Collegiate Development Program.

- Conduct Saturday workshops in June and July for students who finish their middle school career (eighth grade) to strengthen the success of pipeline in transitioning students into the high school Pre-Collegiate Development Program.
- Develop and implement a comprehensive family program to assist program parents in guiding their students and provide them with knowledge on the college process.
- Work in partnership with the College of Architecture and Planning to host a one-week summer camp for students from Skinner and Lake Middle Schools.

Pre-Collegiate Development Program

The Pre-Collegiate Development Program (PCDP), is an institutionally funded academic enhancement program for high school students. This program has been in existence on the Denver Campus since January 1988. The program's objective is to motivate and prepare first-generation college bound students (neither of whose natural or adoptive parent(s) received a baccalaureate degree) who attend a Denver metro-area high school, to successfully complete high school on a timely basis and develop the necessary skills to enter and graduate from a post-secondary institution.

The program offers students in grades 9 through 12 the opportunity to engage in a wide range of pre-college activities throughout the academic year. The academic year component provides students monthly Saturday workshops consisting of the college access process, financial aid, college fair, career fair, college entrance exam preparation/interpretation, leadership skills, interpersonal skills, and study skills workshops.

Sophomores prior to the junior year, participate in a two-week summer academic program at the University of Colorado Denver Campus. The two-week summer academic program includes SAT Mathematics Preparation, SAT English Preparation, and Ethnic Literature course with an emphasis on writing. In addition, juniors prior to their senior year, participate in a five-week summer academic program at the University of Colorado Campus. This session consists of accelerated high school mathematics (Algebra II through Calculus) and college prep seminar along with college credit-granting courses in the following areas: English Composition and English Workshop. Students are awarded letter grades (A-F) in their summer classes. Students' summer grades are sent to their host high school registrars to be incorporated on their high school transcripts.

Eligibility Requirements

- Attend a target school;
- Be a first-generation student (neither of whose natural or adoptive parent(s) received a baccalaureate degree);

- Possess a minimum cumulative Grade Point Average (GPA) of 2.5; and
- Meet one of the following criteria:
 - Be a member of a single parent-family;
 - Be the eldest child in the family; or
 - Have a strong desire to pursue higher education.

2022-23 FY Accomplishment Highlights

- Successfully implemented and administered the five-week summer academic program for rising seniors (2022).
- Successfully implemented and administered the two-week summer academic program for rising juniors (2022).
- Successfully worked in partnership with CU Denver Lynx Summer Academy to administer the Summer Bridge Program to system Pre-Collegiate students who matriculated to CU Denver (2022).
- Successfully implemented and administered monthly Saturday Academy workshops.
- Successfully hosted and administered the annual system-wide Pre-Collegiate College Fair for juniors, seniors, and parents.
- Successfully hosted and administered the Financial Aid workshop for program seniors and parents.
- Successfully hosted and administered the Pre-Collegiate Career Day for program juniors and seniors.
- Successfully evaluated Saturday Academy workshops for students and made the necessary changes.
- Successfully managed program projected budget to anticipate and curtail budget expenses.
- Successfully provided professional development to student staff to enhance their skills to work effectively with program students.
- Successfully conducted a planning day for staff to plan, develop, and implement program activities.
- Successfully worked in partnership with other CU Denver departments to provide support for program students: English Department, Financial Aid and Scholarships Office, Office of First- Year Experiences, Student Transition and Family Engagement, Center for Identity and Inclusion, Office of Recruitment and Undergraduate Admissions, TRIO Student Support Services, Counseling Center, and Career Center.
- Successfully administered the Pre-Collegiate Scholarship to system Pre-Collegiate students matriculated to CU Denver.
- Successfully recruited 109 new students into the program, fall 2022.
- Successfully administered the Pre-Collegiate Mentorship Program for system Pre-Collegiate students who matriculated to CU Denver.
- Successfully completed the college placement for the 2022 high school graduates:
 - Graduated May 2022: 78

- Matriculated to 4-year institutions fall 2022: 61 (78%)
- Matriculated to CU Denver fall 2022: 33 (42%)

2023-24 FY Future Plans

- Coordinate and administer monthly Saturday Academy workshops for the academic year (fall and spring semester).
- Implement and administer the 5-week Summer Academic Program.
- Implement and administer the 2-week Summer Academic Program.
- Partner with CU Denver Lynx Summer Academy to administer the Pre-Collegiate Summer Bridge Program to system Pre-Collegiate students matriculate to CU Denver.
- Develop and implement recruitment strategies to increase the number of students into the program.
 - Strategize plans to work with schools that were not successful in referring students to the program during the last recruitment cycle.
 - Add additional target schools.
- Continue the partnerships with other CU Denver departments to provide support for program students: English Department, Financial Aid and Scholarships Office, Office of First- Year Experience, Student Transition and Family Engagement, Center for Identify and Inclusion, Office of Recruitment and Undergraduate Admissions, TRIO Student Support Services, Career Center, Counseling Center, and others as needed.
- Assess and evaluate Saturday Academy workshop topics and make the necessary changes.
- Continue to fine-tune and administer the Pre-Collegiate Mentorship Program.
- Develop and implement a comprehensive family program to assist program parents in guiding their students and provide them with knowledge on the college process.
- Provide professional development to staff.
- Coordinate and facilitate staff planning day.
- Administer the Pre-Collegiate Scholarship to system Pre-Collegiate students who matriculate to CU Denver.
- Monitor the college placement for the 2023 PCDP graduating class.
 - Anticipated Graduates: 108
 - Anticipated to matriculate to 4-year institution: 91 (84%)
 - Anticipated to matriculate to CU Denver: 29 (27%)

CU Denver Scholars Program

The scholars Program at the University of Colorado Denver is an early college enrollment program for high achieving first-generation high school seniors in the Denver metro area. Students enroll in a three-college credit course on the University of Colorado Denver Campus during the fall and spring semester of their senior year. The credits that students earn can be applied toward their college degree requirements.

Students also participate in monthly Saturday workshops designed to introduce them and their parents to the college access process and college environment. The Program served 47 students during the 2022-23 academic year.

Eligibility Requirements

- Attend a target school;
- Be a first-generation student (neither of whose natural or adoptive parent(s) received a baccalaureate degree);
- Possess a minimum cumulative Grade Point Average (GPA) of 3.0; and
- Meet one of the following criteria:
 - Be a member of a single parent family;
 - Be the eldest child in the family; or
 - Have a strong desire to pursue higher education.

2022-23 FY Accomplishment Highlights

- Successfully coordinated and administered monthly Saturday Academy workshops for Center seniors.
- Successfully hosted and administered the annual system Pre-Collegiate College Fair for juniors, seniors, and parents.
- Successfully hosted and administered the Pre-Collegiate Financial Aid workshop for seniors and parents.
- Successfully hosted and administered the annual Pre-Collegiate Career Day.
- Successfully evaluated Saturday Academy workshops for students.
- Successfully worked in partnership with other CU Denver departments to provide support for program students: Financial Aid and Scholarships Office, Office of First Year Experience, Student Transition and Family Engagement, Center for Identity and Inclusion, Office of Recruitment and Undergraduate Admissions, TRIO Student Support Services Program, Career Center, and Counseling Center.
- Successfully recruited 71 new students into the program, spring 2022.
- Successfully provided professional development to student staff to enhance their skills to work effectively with program students.
- Successfully completed the college placement for the 2022 high school graduates:
 - Graduated May 2022: 65
 - Matriculated to 4-year institutions fall 2022: 52 (80%)
 - Matriculated to CU Denver fall 2022: 23 (35%)

2023-24 FY Future Plans

- Coordinate and administer monthly Saturday Academy workshops for the academic year (fall and spring semester).
- Develop and implement recruitment strategies to increase the number of students into the program.
 - Strategize plans to work with schools that were not successful in referring students to the program during the last recruitment cycle.
 - Add additional target schools.
- Partner with other CU Denver departments to provide support for program students: Financial Aid and Scholarships Office, Office of First- Year Experience, Student Transition and Family Engagement, Center for Identity and Inclusion, Office of Recruitment and Undergraduate Admissions, TRIO Student Support Services Program, Career Center, Counseling Center and others as needed.
- Assess and evaluate Saturday Academy workshop topics and make the necessary changes.
- Develop and implement a comprehensive family program to assist program parents in guiding their students and provide them with knowledge on the college process.
- Monitor the college placement for the 2023 Scholars graduating class.
 - Anticipated Graduates: 47
 - Anticipated to matriculate to 4-year institution: 39 (83%)
 - Anticipated to matriculate to CU Denver: 16 (34%)

Summer Bridge Program

The Pre-Collegiate Summer Bridge Program is designed to offer CU system Pre-Collegiate graduates, who decide to matriculate to the University of Colorado Denver (CU Denver) the opportunity to enroll in college classes prior to starting in the fall. Students enroll in one three-college granting credit courses in “Fundamental of Communications” along with two one-college granting credit course in “College Success.” The “College Success” courses are designed to help students make a smooth transition from high school to the University of Colorado Denver and get acclimated to the campus as they start their college career. The Summer Bridge Program is a partnership between the Center for Pre-Collegiate and Academic Outreach Programs, the Office of First-Year Experience, Student Transitions and Family Engagement, and the Communication Department. There were 14 students participated in the 2022 Summer Bridge Program.

Partnership with the CU Denver

Through the years, the various departments along with the schools and colleges at the University of Colorado Denver have played integral roles to the success of the programs at the Center for Pre-Collegiate and Academic Outreach Programs. The partnerships take place during the academic year (fall and spring semesters) and during the summer term.

English Department

The Pre-Collegiate Development Program has partnered with the English Department at the University of Colorado Denver during the Five-Week Summer Academic Program for many years to provide students with writing courses to enhance their writing skills. Students were placed in a college granting credit English course based on the outcomes of their placement tests on a writing assessment. Students either enroll in a college Writing Workshop or English Composition course. They receive three-college credits for the course.

Office of Recruitment and Undergraduate Admissions

The Center for Pre-Collegiate and Academic Outreach Programs works closely with the Office of Recruitment and Undergraduate Admissions to grant admissions to Pre-Collegiate students who participate in the Five-Week Summer Academic Program and the Scholars Program. Center seniors were invited to a workshop in August to complete the CU Denver degree seeking application. Staff from the Office of Recruitment and Undergraduate Admissions assist students to apply for regular admissions to the university. Additionally, staff from the Office of Recruitment and Undergraduate Admissions present various workshops to program students throughout the year.

Financial Aid and Scholarships Office (FASO)

The Center for Pre-Collegiate and Academic Outreach Programs partners with the Financial Aid and Scholarships Office (FASO) to provide support to Center seniors in completing their Free Application for Federal Student Aid (FAFSA). During the financial aid workshop, FASO sends staff to work with Center students and parents to help answer questions related to the financial aid process. Additionally, FASO works closely with the Center to award the Pre-Collegiate Scholarship to system Pre-Collegiate students who matriculate to CU Denver. This partnership has been beneficial to students and their families.

First-Year Experiences (FYE)

The Center for Pre-Collegiate and Academic Outreach Programs works closely with the Office of First-Year Experiences in offering a “College Success” course during the Summer Bridge Program to Pre-Collegiate students who matriculate to the University of Colorado Denver. Additionally, FYE staff also participate in other Pre-Collegiate related events to provide support for Pre-Collegiate students.

Learning Resources

The Learning Resources Center participates in the “Pre-Collegiate Next Step to Success at CU Denver” to share information on tutoring services and study skills workshops to Pre-Collegiate students who matriculate to CU Denver. This partnership has been critical to the success of these students as they start their college education at CU Denver.

Career Center

The partnership with the CU Denver Career Center has not only benefited the Center students but also the Pre-Collegiate staff. Staff from the Career Center present workshops to Pre-Collegiate students to provide guidance on various career outlooks. Additionally, the Career Center conducts professional development workshops to program student staff to enhance their skills to work effectively with program students.

TRIO Student Support Services Program

TRIO Student Support Services (SSS) Program plays an important role to the success of Pre-Collegiate students who matriculated to CU Denver. Students who are accepted to participate in TRIO SSS Program receive the necessary support services to help them succeed as college students at CU Denver.

Counseling Center

As the COVID-19 pandemic continues to affect students, the Counseling Center serves as an important resource to help students. The Counseling Center participates in the “Pre-Collegiate Next Step to Success at CU Denver” to provide information on how get support on coping with life challenges as college students at CU Denver.

Mentorship Program

The Center for Pre-Collegiate and Academic Outreach Programs offers a Mentorship Program (MP) to system Pre-Collegiate students who matriculate to the University of Colorado Denver. The MP serves an important role in supporting students in navigating the various challenges and barriers they may encounter during their initial college experiences at CU Denver. It is the belief that the MP will help to alleviate some of the challenges that these students may encounter during their freshmen year and assist them to become successful students at the University of Colorado Denver by working with MP mentors. The MP utilizes former Pre-Collegiate students who have successfully completed at least one year of course work at CU Denver to serve as mentors. 50 former Pre-Collegiate students participated as mentees and 49 former Pre-Collegiate students served as mentors during the 2022-2023 academic year.

Pre-Collegiate Scholarship

The Pre-Collegiate Scholarship at the University of Colorado Denver is designed to provide financial support to system Pre-Collegiate students who complete their Pre-Collegiate participation in good standing and matriculate CU Denver. Students who successfully meet the university’s Financial Aid Satisfactory Academic Progress (SAP) requirement, can receive the scholarship up to eight semesters excluding summer terms during their undergraduate study at the University of Colorado Denver.

Overall Summary

The Center for Pre-Collegiate and academic Outreach Programs at the University of Colorado Denver conducted its activities fully in-person on campus during the 2022-23 academic year. It was the first time since the pandemic that all program related events were held in-person. Although there will be some challenges, it seemed a successful year in executing the events for the various programs at the Center. The Center will continue to make the necessary adjustments to its programming to provide the best possible services and supports to students and their families.

Additionally, as students and their families continue to struggle adjusting to life post-pandemic, the Center plans to develop and implement a comprehensive parent program to support parents and families so that they can better support their students. The Center plans to hire a Program Coordinator to work with parents and expand the educational curriculum for parents and families.

**Center for Pre-Collegiate and Academic Outreach Programs
University of Colorado Denver
1200 Larimer Street
North Classroom, Ste. 4032
Campus Box 147, P.O. 173364
Denver, CO 80204-3364**

Greg Lee
Center Director
PH: 303-315-7070
Email: greg.lee@ucdenver.edu

Leslie Farrell
Middle School Program Manager
PH: 303-315-7070
Email: leslie.farrell@ucdenver.edu

Norma Marquez
High School Program Manager
PH: 303-315-7070
Email: norma.marquez@ucdenver.edu

Vacant
Scholars Program Coordinator



Pre-Health Scholars Program

UNIVERSITY OF COLORADO
ANSCHUTZ MEDICAL CAMPUS

**University of Colorado Anschutz Medical Campus
Office for Educational Outreach and Pathway Initiatives
CU Pre-Health Scholars Program**

2022-2023

**University of Colorado Anschutz Medical Campus
Office for Educational Outreach and Pathway Initiatives
CU Pre-Health Scholars Program**

STEM and health careers historically lack diversity among the professionals within the fields reducing perspective, and often resulting in disparities in the services they provide. The CU Pre-Health Scholars Program (CUPS) is an academic enrichment program designed to provide resources and guidance to students from diverse backgrounds and identities who are interested in entering health professions. CUPS Scholars will graduate from high school with experience and knowledge to be successful in college and as they move into their chosen careers.

CUPS curriculum supports students' growth through a variety of academic activities, college visits, mentoring, and exposure to different STEM and health-specific technologies and careers. Students move through the program within a cohort of peers from different schools to collaborate, share ideas, and support each other's learning during their time in the program. CUPS aims to help students gain a better understanding of themselves, the impact of societal systems on their experiences, and their future careers. Over the course of the four years, CUPS Scholars will participate in classes that focus on enhancing will enhance their self-awareness, critical thinking, collaboration, communication skills, and self-advocacy skills. Through these classes, CUPS Scholars will gain advanced knowledge related to math, science, and literacy.

The CUPS program staff values the perspectives and experiences that CUPS Scholars, and their family members bring to the program. At various times staff members may ask scholars or family members for feedback on the program.

Vision

The CU Pre-Health Scholars Program envisions education, and medical systems that provide quality service to all. Through a holistic understanding of social determinants of health, researchers and practitioners center the values, experiences and needs of historically marginalized communities.

Mission

We strive to make this vision a reality through a non-traditional pre-collegiate STEM program for students from marginalized, and historically underserved communities. The CU Pre-Health Scholars Program expands on students' knowledge and experiences for them to thrive in college, graduate, and/or professional school.

Our approach empowers students to infuse empathy, critical thinking, and social change throughout their personal and professional journeys.

With the merger of the Health Careers Pre-Collegiate Program into Office for Educational Outreach and Pathway Initiatives in September 2014, we have included a 9th grade Scholars Program with the existing 10th-12th-grade component of the pre-collegiate program to form the CU Pre-Health Scholars Program (CUPS).

Our objective is to provide formal and informal learning opportunities for high school students and their families to foster academic excellence and interest in STEM, and ultimately improve matriculation and graduation from college. By working directly with the Under-Graduate Pre-Health Program, CUPS seeks to create a seamless pathway to professional and graduate school admissions and competition.

The CUPS program staff values the perspectives and experiences that CUPS Scholars, and their family members bring to the program. At various times staff members may ask scholars or family members for feedback on the program.

In the fall of 2023, we will be welcoming our first cohort of middle school participants. With the additional support from the CU System, we were able to hire a middle school track program manager to oversee the creation and development of the middle school track into the CU Pre-Health Scholars Program (CUPS).

Four Pillars of CUPS

Scholarship - Scholars, as we define the term, are people who contribute to thoughtful insight, analysis, and perspective to academic conversations. We provide opportunities for students to become emerging scholars, dedicate themselves to life-long learning, and recognize the power and value of their voice and knowledge.

Innovation - Seeking new and creative ways of identifying problems based on research, student needs, interests and cultural knowledge, and emerging technology.

Health Equity - A health care system that supports and values the life experiences and values of all based on a nuanced understanding of social power and compassion for others.

Wellness - The state of thriving mentally, physically, and socially. Wellness goes beyond physical health to include mental well-being as demonstrated by one's

happiness, positive sense of self, and ability to build relationships with people from different backgrounds and experiences.

CU Pre-Health Scholars Program

The CU Pre-Health Scholars Program (CUPS) is an institutionally funded academic enhancement program for high school students. This program has been in existence on the CU Anschutz Medical Campus since 2004. The program's objective is to motivate and prepare first-generation college bound students (neither of whose natural or adoptive parent(s) received a baccalaureate degree) who attend a Denver metro-area high school, to successfully complete high school on a timely basis and develop the necessary skills to enter and graduate from a post-secondary institution.

The program offers students in grades 9 through 12 the opportunity to engage in a wide range of pre-college activities throughout the academic year. The CUPS curriculum supports students' growth through a variety of academic activities, college visits, mentoring, and exposure to different STEM and health specific technologies and careers. Students move through the program within a cohort of peers from different schools to collaborate, share ideas, and support each other's learning during their time in the program. CUPS aims to help students gain a better understanding of themselves, the impact of societal systems on their experiences and their future careers. Over the course of the four years CUPS Scholars will participate in classes that focus on enhancing will enhance their self-awareness, critical thinking, collaboration, communication skills and self-advocacy skills. Through these classes, CUPS Scholars will gain advanced knowledge related to math, science and literacy. Scholars also participate in workshops related to the college and scholarship selection and application process, study skills, and financial aid.

The summer between their freshman and sophomore year, students participate in a one-week summer research experience. This program exposes students to various fields of study related to scientific research, and introduces them to technology such as 3D printers, that are being used in cutting edge medical research.

Prior to the junior year, participate in a three-week summer academic program. The three-week academic program includes SAT Math and English Preparation, health disparities and technology-based electives. Kaplan Test Prep instructors teach the SAT courses. During the summer program, students learn about systemic causes of health disparities. They also participate in a youth led research project that addresses up-stream causes of tobacco use. For the summer of 2019, the technology electives

will include, 3D modeling, building 3D printers, preparing organs for plastination, and weaving textiles that incorporate electronic components. All electives relate to technologies that are used in cutting edge medical research. The three-week program combines traditional academics and experiential learning.

Prior to their senior year, CUPS scholars, participate in a six-week summer academic program held on the CU Anschutz Medical Campus. The summer session consists of accelerated, project-based Mathematics Human Anatomy courses, a three credit Ethnic Studies college course, an English class that covers topics related to Health Disparities and an Introduction to Research Techniques, and Senior Seminar (which provides vital information/tools students should know and have when entering their senior year in high school).

During the Scholars' junior and senior year in high school, they could participate in the Denver Student Training in Research Science (STaRS) programs.

Seniors are involved in Saturday workshops that are designed to prepare them for college study and introduce them and their parents to the rigors of a college environment.

Eligibility

- Must be a current eighth grade (rising freshmen), high school freshman, sophomore, or junior and
- Must have and maintain a minimum GPA of 3.0 throughout the duration of the program, and
- Must have a desire to pursue a career in healthcare or a related STEM profession after graduation, and
- Must commit to active participation for the duration of their high school years (3.5-year commitment for freshman applicants, 2.5-year commitment for sophomore applicants) and
- Must be a first-generation college-bound student (neither of whose natural or adoptive parent(s) received a baccalaureate degree in the U.S.) or
- Must be a member of a one-parent family or
- Must be a member of a historically underserved group (i.e. individuals from low-income backgrounds, rural communities, attend schools with limited educational opportunities (AP/extracurriculars), members of racial or ethnic minorities and LGBTQIA communities).

College Immersion – Core Courses

We have been providing college level course for the CU Pre-Health Scholars participants on the CU Anschutz Medical Campus. These additional academic/educational tools have enhanced the program that we already offer and have provided students the opportunity to receive addition college credit in preparation for higher education during their sophomore, junior, and senior high school academic years. Research shows that high school students who take college credit courses during high school will earn a high school diploma, initially enroll in a four-year institution, enroll full-time and persist in college to a second semester. They also have significantly higher cumulative college GPAs three years after high school graduation than did their peers who did not participate, and they had earned more college credits (indicating progress toward a degree) than non-participating peers (Redden 2007). Students are selected to take these courses based on certain prerequisite, including current high school GPA, assessment tests, letters of support from high school teachers, and a signed commitment letter from student and parent.

2022-23 FY Accomplishment Highlights

- Successfully implemented and delivered the two and six-week summer programs.
- Successfully implemented and delivered Saturday Academies. (Both in-person and virtually)
- Successfully developed and managed program projected budget to anticipate and curtail budget expenses.
- Successfully evaluated Saturday Academy workshops and Summer Program for students and parents and made the necessary changes.
- Successfully implemented and offered college level courses for credit to our participants during the summer.
- Successfully created the CUPS Innovation Lab, and incorporated its use into the core curriculum of the CUPS program
- Successfully have hired a new program director and middle school track manager

2023-24 FY Future Plans

- Continue to strengthen our partnerships with the professional programs on the CU Anschutz Medical Campus
- Seek additional internship opportunities and partnerships for our participants
- Continue to develop college level course opportunities for our participants on the CU Anschutz Medical Campus

- Collect and analyze Alumni data and current participant evaluations
- Strengthen the parent/family programming and networking opportunities
- Enhance Saturday workshops to include more academic preparation for our participants
- Expand the Technology Innovation Lab to enhance the opportunities for participants to conduct research.
- Development of a seamless eight-year curriculum from 9th grade through undergraduate.
- Development a middle school track that will provide health equity research, technology knowledge, and professional career access.

For more information, contact the CU Pre-Health Scholars Program:

Jessica Luna-Garcia, Ed.D. (*Pronouns: she/her/hers*)

Program Director, K-12 Programming | CU Pre-Health Scholars Program (CUPS)
Office for Educational Outreach and Pathway Initiatives

Sothary Chea, M.S. (*Pronouns: she/her/srey*)

Manager, K-12 Programming | CU Pre-Health Scholars Program (CUPS) Middle School
Track

Office for Educational Outreach and Pathway Initiatives

Alisya Rodriquez, (*Pronouns: she/her/hers*)

Pathway Program Specialist, Office for Educational Outreach and Pathway Initiatives

Dominic F. Martinez, Ed.D. (*Pronouns: he/him/his*)

Assistant Vice Chancellor, Office for Educational Outreach and Pathway Initiatives

James Speed, MS (*Pronouns: he/him/his*)

Associate Director, Office for Educational Outreach and Pathway Initiatives

Alisha Elliott, MA (*Pronouns: she/her/hers*)

Coordinator, Undergraduate Pre-Health Program (UPP)

Office for Educational Outreach and Pathway Initiatives



University of Colorado

Boulder | Colorado Springs | Denver | Anschutz Medical Campus

University of Colorado System
Pre-Collegiate Development Program
2022-2023

Data Appendix



University of Colorado Boulder
Pre-Collegiate Development Program
2022-2023

University of Colorado Boulder
 2022-23 Pre-Collegiate Development Program Enrollment ¹

	Middle School			High School					All	
	7th Grade	8th Grade	Total	9th Grade	10th Grade	11th Grade	12th Grade	Total		
African American	2	5	7	7	7	6	6	26	33	4%
Male	1	4	5	4	3	2	2	11	16	2%
Female	1	1	2	3	4	4	4	15	17	2%
Hispanic or Latino	85	110	195	122	135	110	86	453	648	74%
Male	27	39	66	44	46	42	26	158	224	26%
Female	58	71	129	78	89	68	60	295	424	48%
Asian/Pacific Islander	3	5	8	6	8	4	6	24	32	4%
Male	1	1	2	2	3	1	1	7	9	1%
Female	2	4	6	4	5	3	5	17	23	3%
American Indian	1	3	4	1	2	2	3	8	12	1%
Male	1	3	4	1	1	1		3	7	1%
Female					1	1	3	5	5	1%
White/Other	8	23	31	9	14	14	10	47	78	9%
Male	2	10	12	4	5	7	2	18	30	3%
Female	6	13	19	5	9	7	8	29	48	5%
More than One Race	6	14	20	10	22	9	11	52	72	8%
Male	1	9	10	1	9	5	4	19	29	3%
Female	5	5	10	9	13	4	7	33	43	5%
Total	105	160	265	155	188	145	122	610	875	100%
Male	33	66	99	56	67	58	35	216	315	
Female	72	94	166	99	121	87	87	394	560	
	31%	41%	37%	36%	36%	40%	29%	35%	36%	
	69%	59%	63%	64%	64%	60%	71%	65%	64%	

¹ Enrollment as of February 2023

University of Colorado Boulder

2022-23 Pre-Collegiate Development Program Enrollment by School ¹

Middle Schools by District	7th Grade	8th Grade	Total	
Adams 12 Five Star Schools	44	40	84	32%
STEM Launch	17	3	20	8%
Northglenn Middle School	5	11	16	6%
Shadow Ridge Middle School	11	10	21	8%
Silver Hills Middle School	10	15	25	9%
Thornton Middle School	1	1	2	1%
Adams County 14	2	7	9	3%
Adams City Middle School			-	0%
Kearney Middle School	2	7	9	3%
Adams 50	7	10	17	6%
Scott Carpenter Middle School			-	0%
Shaw Heights Middle School	7	10	17	6%
Adams-Arapahoe 28J	1	16	17	6%
South Middle School	1	16	17	6%
Boulder Valley RE 2	7	28	35	13%
Angevine Middle School	5	24	29	11%
Broomfield Heights Middle School	2	4	6	2%
Brighton 27J	1	5	6	2%
Walter L. Vikan Middle School	1	5	6	2%
Mapleton 1	31	22	53	20%
Achieve Academy at Bertha Heid	1		1	0%
Clayton Partnership School		3	3	1%
Meadow Community School			-	0%
Monterey Community School		2	2	1%
Global	30	9	39	15%
York International		8	8	3%
Other middle schools*	12	32	44	17%
Total	105	160	265	100%

* Middle schools where students have transferred from target schools. There is no recruitment of students at these schools.

¹ Enrollment as of February 2023

University of Colorado Boulder

2022-23 Pre-Collegiate Development Program Enrollment by School ¹

High Schools by District	9th Grade	10th Grade	11th Grade	12th Grade	Total	
Adams 12 Five Star Schools	18	43	22	10	93	15%
Northglenn High School	14	27	12	7	60	10%
Thornton High School	4	16	10	3	33	5%
Adams County 14	2	14	4	3	23	4%
Adams City High School	2	14	4	3	23	4%
Adams 50	3	12	4	-	19	3%
Westminster High School	3	12	4		19	3%
Adams-Arapahoe 28J	8	7	3	6	24	4%
Aurora Central High School	5	2	2	3	12	2%
William C. Hinkley High School	3	5	1	3	12	2%
Boulder Valley RE 2	9	11	16	10	46	8%
Broomfield High School	5	4	7	1	17	3%
Centaurus High School	4	7	9	9	29	5%
Brighton 27J	-	8	11	5	24	4%
Brighton High School	-	8	11	5	24	4%
Denver County 1	1	1	-	-	2	0%
Denver School of Science & Technology	1	1	-	-	2	0%
Mapleton 1	14	34	30	26	104	17%
Mapleton Early College/Skyview	1	8	3	9	21	3%
Global Leadership/Skyview	11	9	6	8	34	6%
MESA/Skyview	1	5	1	1	8	1%
Skyview Academy/Skyview	1	7	2		10	2%
York International/Skyview	-	5	18	8	31	5%
St. Vrain Valley RE 1J	1	-	7	2	10	2%
Skyline High School	1	-	7	2	10	2%
Weld County S/D RE-8	1	-	-	3	4	1%
Fort Lupton High School	1	-	-	3	4	1%
Other high schools*	98	58	48	57	261	43%
Total	155	188	145	122	610	100%

* High schools where students have transferred from target schools or transitioned from middle schools (grandfathered into program). There is no recruitment of students at these high schools.

¹ Enrollment as of February 2023

**University of Colorado Boulder
High School Graduation and College Admission**

Graduating Class	Pre-Collegiate/ High School Graduates	Applying to Host Campus	Admitted to Host Campus	Matriculated to Host Campus	Matriculated to CU System	Percent of Graduates Matriculated to CU System*	Graduates Planning to Attend a Postsecondary Institution	Percent of Graduates Planning to Attend a Postsecondary Institution*	Planning to Attend a Four- Year Institution	Planning to Attend a Two- Year Institution	Planning to Attend a Vocational School	Planning on Stopping Out	Unknown (no information on postsecondary matriculation or future plans)
2012-13	87	87	74	24	31	36%	85	100%	72	12	1	-	2
2013-14	93	92	81	31	58	64%	91	100%	80	10	1	-	2
2014-15	111	111	99	41	53	49%	108	100%	97	9	2	-	3
2015-16	126	126	109	48	64	51%	123	98%	108	12	3	-	1
2016-17	112	112	93	35	44	39%	107	96%	93	14	-	-	-
2017-18	100	100	84	29	43	43%	96	97%	86	10	1	2	1
2018-19	109	109	98	29	31	31%	95	94%	76	19	-	6	8
2019-20	102	102	85	19	33	41%	75	94%	66	9	1	4	22
2020-21	97	87	71	17	26	34%	70	91%	65	5	-	7	20
2021-22	163	85	67	30	39	41%	85	89%	74	12	4	5	68
10-Year Total	1,100	1,011	861	303	422	43%	935	96%	817	112	13	24	127

* Percentage is calculated based on the total number of pre-collegiate program/high school graduates with information available on postsecondary matriculation or future plans. Data are based on students' reports of their intentions.

The year indicates when the students completed the pre-collegiate program and graduated high school. Plans for postsecondary enrollment refer to plans for the following fall term (the next academic year). Those who "stop out" include some who indicated that they plan to enlist in the military.

Note: Information is based on student self-reported data collected through surveys. For some years, all information is not available for all pre-collegiate program graduates. Some students may not have completed the survey or may not have completed all items. For example, students might have indicated that they plan to attend a postsecondary institution but did not indicate whether they planned to attend a two-year, four-year, or vocational institution. There are also cases in which students selected multiple response options (e.g. if they plan to attend a two-year college and then transfer to a four-year institution, they may have selected both). These issues are reflected in the subtotals and totals and may affect the percentages who matriculate to CU and who plan to attend a postsecondary institution.



Pre-Collegiate Support
and Success Center

UNIVERSITY OF COLORADO **COLORADO SPRINGS**

University of Colorado Colorado Springs
Pre-Collegiate Support and Success Center

2022-2023

University of Colorado Colorado Springs
2022-23 Pre-Collegiate Development Program Enrollment ¹

	Middle School			High School					All	
	7th Grade	8th Grade	Total	9th Grade	10th Grade	11th Grade	12th Grade	Total		
African American	3	3	6	4	3	5	3	15	21	7%
Male	2	1	3	1	1	3	-	5	8	3%
Female	1	2	3	3	2	2	3	10	13	5%
Non-Binary		-	-					-	-	
Hispanic or Latino	16	12	28	29	19	19	12	79	107	38%
Male	8	6	14	10	11	11	4	36	50	18%
Female	7	6	13	19	7	8	8	42	55	20%
Non-Binary	1	-	1		1			1	2	1%
Asian/Pacific Islander	-	2	2	2	7	7	7	23	25	9%
Male	-	1	1	1	3	2	5	11	12	4%
Female		1	1	1	4	5	2	12	13	5%
American Indian	-	-	-	-	-	-	1	1	1	0%
Male	-		-					-	-	0%
Female			-			-	1	1	1	0%
White/Other/Unknown	5	10	15	20	17	22	34	93	108	38%
Male	1	4	5	7	10	6	18	41	46	16%
Female	3	4	7	13	7	16	16	52	59	21%
Non-Binary	1	2	3	-	-			-	3	1%
More than One Race	5	-	5	6	3	4	1	14	19	7%
Male	2	-	2	2	1	2	-	5	7	2%
Female	1	-	1	4	2	2	1	9	10	4%
Non-Binary	2	-	2	-				-	2	
Total	29	27	56	61	49	57	58	225	281	100%
Male	13	12	25	21	26	24	27	98	123	
Female	12	13	25	40	22	33	31	126	151	
Non-Binary	4	2	6	-	1	-	-	1	7	
	45%	44%	45%	34%	53%	42%	47%	44%	44%	
	41%	48%	45%	66%	45%	58%	53%	56%	54%	
	14%	7%	11%	0%	2%	0%	0%	0%	2%	

¹ Enrollment as of February 2023

**University of Colorado Colorado Springs
2022-23 Pre-Collegiate Development Program Enrollment by School ¹**

Elementary and Middle Schools by District	7th Grade	8th Grade	Total	
Colorado Springs School District 11	9	-	9	16%
North Middle School	-	-	-	0%
West Middle School	9	-	9	16%
Fountain Fort-Carson District 8	1	9	10	18%
Fountain Middle School	1	9	10	18%
Ellicott District 22	-	1	1	2%
Ellicott Middle School		1	1	2%
Hanover District 28	-	3	3	5%
Hanover Junior/Senior High School		3	3	5%
Harrison School District 2	14	8	22	39%
Mountain Vista Community Middle School	13	2	15	27%
Atlas Preparatory School	1	6	7	13%
Pueblo City Schools District 60	5	-	5	9%
Heaton Middle School	-	-	-	0%
Ersilia Cruz Middle School Pueblo District 60	5	-	5	9%
Other Elementary/Middle Schools*	-	6	6	11%
Total	29	27	56	100%

¹ Enrollment as of February 2023

* Middle schools where students have transferred from target schools. There is no recruitment of students at these schools.

University of Colorado Colorado Springs
2022-23 Pre-Collegiate Development Program Enrollment by School ¹

High Schools by District	9th Grade	10th Grade	11th Grade	12th Grade	Total	
Academy 20	7	23	26	25	81	36%
Academy Online High School					-	0%
Air Academy High School		3	3	4	10	4%
Aspen Valley High School					-	0%
Discovery Canyon Campus High School	3	7	4	4		
Liberty High School	2		6	8		
Pine Creek High School	1	7	5	5	18	8%
Rampart High School	1	6	5	3	15	7%
Village Academy Online School			3	1	4	2%
Colorado Springs 11	4	2	5	5	16	7%
Coronado High School	2	1	1	2	6	3%
Doherty High School				2	2	1%
Mitchell High School				1	1	0%
Odyssey Early College and Career Options	1				1	0%
Palmer High School	-	1	4		5	2%
Tesla Educational Opportunity School	1				1	0%
Falcon 49	1	1	-	11	13	6%
Sand Creek High School	1				1	0%
Springs Studio for Academic Excellence					-	0%
Vista Ridge High School		1		11	12	5%
Fountain Fort-Carson District 8	12	5	9	5	31	14%
Fountain Fort-Carson High School	12	5	9	5	31	14%
Welte Education Center					-	0%
Hanover 28	4	3	-	-	7	3%
Hanover Jr/Sr High School	4	3			7	3%
Harrison 2	2	-	-	-	2	1%
Harrison High School					-	0%
Sierra High School	2				2	1%
Pueblo City 60	2	1	-	-	3	1%
*Pueblo Central High School		1			1	0%
*Pueblo Centennial High School					-	0%
*Pueblo East High School	2				2	1%
Pueblo County	2	-	-	-	2	1%
*Pueblo County High School	2				2	1%
Widefield 3	-	-	-	-	-	0%
Mesa Ridge High School					-	0%
Widefield High School					-	0%
Ellicott 22	4	1	8	5	18	8%
Ellicott High School	4	1	8	5	18	8%
Charter/Other	18	10	9	7	44	20%
Astravo Online Academy		1			1	0%
Atlas Preparatory School	15		1		16	7%
Calhan High School					-	0%
James Irwin Charter High School	2	8	7	7	24	11%
Pikes Peak Online School			1		1	0%
The Classical Academy	1	1			2	1%
St. Mary's High School					-	0%
Other high schools*	5	3			8	4%
Total	61	49	57	58	225	100%

* High schools where students have transferred from target schools. There is no recruitment of students at these high schools.

**University of Colorado Colorado Springs
High School Graduation and College Admission**

Graduating Class	Pre-Collegiate/ High School Graduates	Applying to Host Campus	Admitted to Host Campus	Matriculated to Host Campus	Matriculated to CU System	Percent of Graduates Matriculated to CU System*	Graduates Planning to Attend a Postsecondary Institution	Percent of Graduates Planning to Attend a Postsecondary Institution*	Planning to Attend a Four- Year Institution	Planning to Attend a Two- Year Institution	Planning to Attend a Vocational School	Planning on Stopping Out	Unknown (no information on postsecondary matriculation or future plans)
2012-13	68	68	60	23	26	38%	68	100%	66	2	-	-	-
2013-14	70	70	66	38	41	59%	61	100%	54	6	1	-	9
2014-15	68	68	55	23	20	29%	52	100%	45	7	-	-	16
2015-16	40	40	39	18	19	48%	32	100%	27	4	1	-	8
2016-17	52	52	51	14	18	35%	21	100%	20	1	-	-	31
2017-18	71	71	71	23	25	35%	48	100%	43	5	-	-	23
2018-19	77	77	74	30	35	45%	63	100%	51	12	-	-	14
2019-20	50	50	42	12	14	28%	33	100%	27	6	-	-	17
2020-21	82	92	90	27	26	32%	54	100%	47	7	-	-	28
2021-22	58	40	15	7	8	14%	40	69%	55	3	-	-	-
10-Year Total	636	628	563	215	232	47%	472	96%	435	53	2	-	146

* Percentage is calculated based on the total number of pre-collegiate program/high school graduates with information available on postsecondary matriculation or future plans.

The year indicates when the students completed the pre-collegiate program and graduated high school. Plans for postsecondary enrollment refer to plans for the following fall term (the next academic year). Those who "stop out" include some who indicated that they plan to enlist in the military.

Note: Information is based on student self-reported data collected through surveys. For some years, all information is not available for all pre-collegiate program graduates. Some students may not have completed the survey or may not have completed all items. For example, students might have indicated that they plan to attend a postsecondary institution but did not indicate whether they planned to attend a two-year, four-year, or vocational institution. There are also cases in which students selected multiple response options (e.g. if they plan to attend a two-year college and then transfer to a four-year institution, they may have selected both). These issues are reflected in the subtotals and totals and may affect the percentages who matriculate to CU and who plan to attend a postsecondary institution.



University of Colorado Denver
Center for Pre-Collegiate and Academic Outreach Programs
2022-2023

University of Colorado Denver
2022-23 Pre-Collegiate Development Program Enrollment ¹

Denver Campus

	Middle School			High School					All	
	7th Grade	8th Grade	Total	9th Grade	10th Grade	11th Grade	12th Grade	Total		
African American	4	9	13	10	14	16	9	49	62	11%
Male	-	2	2	6	5	3	2	16	18	3%
Female	4	7	11	4	9	13	7	33	44	8%
Hispanic or Latino	23	64	87	50	93	53	65	261	348	61%
Male	6	24	30	18	22	17	15	72	102	18%
Female	17	40	57	32	71	36	50	189	246	43%
Asian/Pacific Islander	2	3	5	5	7	9	14	35	40	7%
Male	-	-	-	1	5	2	3	11	11	2%
Female	2	3	5	4	2	7	11	24	29	5%
American Indian	1	2	3	4	-	1	-	5	8	1%
Male	1	1	2	1				1	3	1%
Female	-	1	1	3		1		4	5	1%
White/Other	5	9	14	13	30	18	9	70	84	15%
Male	2	3	5	3	6	7	4	20	25	4%
Female	3	6	9	10	24	11	5	50	59	10%
More than One Race	3	8	11	2	1	4	11	18	29	5%
Male	-	1	1		1	2	5	8	9	2%
Female	3	7	10	2		2	6	10	20	4%
Total	38	95	133	84	145	101	108	438	571	100%
Male	9	31	40	29	39	31	29	128	168	
Female	29	64	93	55	106	70	79	310	403	
	24%	33%	30%	35%	27%	31%	27%	29%	29%	
	76%	67%	70%	65%	73%	69%	73%	71%	71%	

¹ Enrollment as of February 2023

University of Colorado Denver
2022-23 Pre-Collegiate Development Program Enrollment by School ¹

Denver Campus

Middle Schools by District	7th Grade	8th Grade	Total	
Adams 12	6	6	12	9%
The International School at Thornton Middle	6	6	12	9%
Aurora Public School	6	29	35	26%
Clyde Miller P-8 School	6	12	18	14%
North Middle School	-	2	2	2%
South Middle School	-	15	15	11%
Brighton School 27J	2	5	7	5%
Stuart Middle School	2	5	7	5%
Denver Public Schools	8	20	28	21%
Compass Academy	3	-	3	2%
Kepner Beacon Middle School	3	3	6	5%
Kunsmiller Creative Arts Academy	-	1	1	
Martin Luther King, Jr. Early College MS	1	14	15	11%
Morey Middle School	1	-	1	1%
STRIVE Prep - Federal	-	2	2	2%
Sheridan 2	1	4	5	4%
Ft. Logan Northgate 3-8 School	1	4	5	4%
Charter Schools	10	21	31	23%
Global Village Academy Northglenn	7	10	17	13%
Pinnacle Charter School	3	11	14	11%
Other middle schools*	5	10	15	11%
Total	38	95	133	100%

¹ Enrollment as of February 2023

* Middle schools where students have transferred from target schools. There is no recruitment of students at these schools.

University of Colorado Denver
2022-23 Pre-Collegiate Development Program Enrollment by School ¹

Denver Campus

High Schools by District	9th Grade	10th Grade	11th Grade	12th Grade	Total	
27 J	7	4	4	1	16	4%
Eagle Ridge High School					-	0%
Prairie View High School	5	1	1		7	2%
Riverdale Ridge High School	2	3	3	1	9	2%
29 J	-	1	-	-	1	0%
Bennet High School		1			1	0%
Adams 12	10	31	18	16	75	17%
Horizon High school	2	2	1	2	7	2%
Legacy High School	1		2	1	4	1%
Mountain Range High School	4	6	3		13	3%
Northglenn High School		9	8	8	25	6%
Pinnacle high School	3	8	1		12	3%
Thornton High School		6	3	5	14	3%
Adams 50	10	9	4	1	24	5%
Wesminster High School	10	9	4	1	24	5%
Aurora Public Schools	15	12	22	17	66	15%
Aurora Central High School	1	5	10	5	21	5%
Aurora West High School					-	0%
Central High School	2				2	0%
CEC Aurora High School					-	0%
Gateway High School	1	1		2	4	1%
Hinkley High School	1	4	5	6	16	
Rangeview High School	1	2	5	2	10	2%
William Smith High School	3		2		5	1%
Vanguard East High School				1	1	0%
Vista Peak Prep	6			1	7	2%
Cherry Creek 5	7	15	10	12	44	10%
Cherry Creek High school					-	0%
Eaglecrest High School	2		1		3	1%
Elevation High School					-	0%
Overland High School		4	2	4	10	2%
Smoky Hill High School	5	11	7	8	31	7%
Denver Public Schools	9	24	26	25	84	19%
CEC Denver High School			1	2	3	1%
DCIS Baker High School			1		1	0%
DCIS High School					-	0%
DCIS Montbello High School					-	0%
DSST Cole High School	1			1	2	0%
DSST College View High School					-	0%
DSST Elevate Northeast High School		2			2	0%
DSST Green Valley Ranch High School	2			1	3	1%
DSST Monthview High School					-	0%
DSST Stapleton High School					-	0%
East High School	1		1		2	0%
JFK High School				1	1	0%

University of Colorado Denver
2022-23 Pre-Collegiate Development Program Enrollment by School ¹

Denver Campus

High Schools by District	9th Grade	10th Grade	11th Grade	12th Grade	Total	
Kipp Denver Collegiate High School					-	0%
Kunsmiller High School		5	2	2	9	2%
Lincoln High School					-	0%
Manuel High School					-	0%
Martin Luther King Jr. High School	3	13	17	11	44	10%
Noel Community Arts School					-	0%
North High School		2	1	6	9	2%
Northeast Early College		1			1	0%
Northfield High School			1		1	0%
South High School	1		2	1	4	1%
STRIVE- Excel High School					-	0%
STRIVE- Smart High School	1				1	0%
West High School		1			1	0%
West Leadership High School					-	0%
Douglas County	-	-	-	2	2	0%
CEC Parker High School					-	0%
Douglas High School				2	2	0%
Independent	-	-	1	-	1	0%
Colorado Academy					-	0%
Mullen High School			1		1	0%
Regis Jesuit High School					-	0%
Rocky Mountain Lutheran					-	0%
Jefferson County R-1	1	5	3	7	16	4%
Alameda High School			2	1	3	1%
Bear Creek High School		1		4	5	1%
Jefferson High School	1	4	1	2	8	2%
Wheat Ridge High School					-	0%
Littleton	-	1	-	1	2	0%
Arapahoe High School		1		1	2	0%
Littleton High School					-	0%
Mapleton	-	2	1	8	11	3%
Academy High School					-	0%
Mapleton High School				1	1	0%
York International		2	1	7	10	2%
Sheridan	-	5	1	4	10	2%
Sheridan High School		5	1	4	10	2%
Thompson	-	-	-	-	-	0%
Loveland High School					-	0%
Private Schools	17	22	9	10	58	13%
Arrupe Jesuit High School	17	22	9	10	58	13%
Other high schools*	8	14	2	4	28	6%
					-	0%
Total	84	145	101	108	438	100%

¹ Enrollment as of February 2023

* High schools where students have transferred from target schools. There is no recruitment of students at these high schools.

**University of Colorado Denver
High School Graduation and College Admission**

Denver Campus

Graduating Class	Pre-Collegiate/ High School Graduates	Applying to Host Campus	Admitted to Host Campus	Matriculated to Host Campus	Matriculated to CU System	Percent of Graduates Matriculated to CU System*	Graduates Planning to Attend a Postsecondary Institution	Percent of Graduates Planning to Attend a Postsecondary Institution*	Planning to Attend a Four- Year Institution	Planning to Attend a Two- Year Institution	Planning to Attend a Vocational School	Planning on Stopping Out	Unknown (no information on postsecondary matriculation or future plans)
2012-13	85	85	75	25	36	45%	80	100%	71	9	-	-	5
2013-14	73	73	66	25	34	48%	70	99%	63	6	1	1	2
2014-15	62	62	54	22	28	46%	61	100%	53	8	-	-	1
2015-16	71	71	64	19	28	41%	67	99%	66	1	-	1	3
2016-17	71	70	66	19	32	47%	68	100%	66	2	-	-	3
2017-18	81	81	73	29	42	52%	81	100%	77	3	1	-	-
2018-19	72	72	69	28	37	51%	72	100%	66	6	-	-	-
2019-20	90	90	84	25	33	37%	73	100%	70	3	-	-	17
2020-21	168	157	145	44	64	38%	143	100%	138	5	-	-	25
2021-22	78	76	74	33	40	51%	67	100%	61	5	1	-	11
10-Year Total	851	837	770	269	374	48%	782	100%	731	48	3	2	67

* Percentage is calculated based on the total number of pre-collegiate program/high school graduates with information available on postsecondary matriculation or future plans. Data are based on students' reports of their intentions.

The year indicates when the students completed the pre-collegiate program and graduated high school. Plans for postsecondary enrollment refer to plans for the following fall term (the next academic year). Those who "stop out" include some who indicated that they plan to enlist in the military.

Note: Information is based on student self-reported data collected through surveys. For some years, all information is not available for all pre-collegiate program graduates. Some students may not have completed the survey or may not have completed all items. For example, students might have indicated that they plan to attend a postsecondary institution but did not indicate whether they planned to attend a two-year, four-year, or vocational institution. There are also cases in which students selected multiple response options (e.g. if they plan to attend a two-year college and then transfer to a four-year institution, they may have selected both). These issues are reflected in the subtotals and totals and may affect the percentages who matriculate to CU and who plan to attend a postsecondary institution.



Pre-Health Scholars Program

UNIVERSITY OF COLORADO **ANSCHUTZ MEDICAL CAMPUS**

University of Colorado Anschutz Medical Campus

CU Pre-Health Scholars Program

2022-2023

**University of Colorado Denver|Anschutz Medical Campus
2022-23 Pre-Collegiate Development Program Enrollment ¹**

Anschutz Medical Campus - CU Pre-Health Scholars Program

	High School				All	
	9th Grade	10th Grade	11th Grade	12th Grade		
African American	2	5	1	8	16	16%
Male		2	1	1	4	4%
Female	2	3		7	12	12%
Hispanic or Latino	1	7	1	10	19	19%
Male	1	2	-	1	4	4%
Female		5	1	9	15	15%
Asian/Pacific Islander	3	-	10	8	21	21%
Male		-	1	1	2	2%
Female	3	-	9	7	19	19%
American Indian	-	-	-	-	-	0%
Male					-	0.0%
Female					-	0.0%
White/Other	-	3	2	4	9	9%
Male		1	1	2	4	4%
Female		2	1	2	5	5%
More than One Race	3	2	-	32	37	36%
Male	1		-	-	1	1%
Female	2	2	-	32	36	35.3%
Total	9	17	14	62	102	100%
Male	2	5	3	5	15	
Female	7	12	11	57	87	
	22%	29%	21%	8%	15%	
	78%	71%	79%	92%	85%	

¹ Enrollment as of February 2023

**University of Colorado Denver|Anschutz Medical Campus
2022-23 Pre-Collegiate Development Program Enrollment by School ¹**

Anschutz Medical Campus - CU Pre-Health Scholars Program

High Schools by District	9th Grade	10th Grade	11th Grade	12th Grade	Total	
Adams 50	-	-	-	-	-	0%
Westminster High School	-	-	-	-	-	0%
Aurora Public Schools	1	-	1	1	3	5%
Gateway High School				1	1	2%
Rangeview High School					-	0%
Vista Peak Preparatory					-	0%
William Hinkley High School	1		1		2	3%
Cherry Creek 5	-	3	1	7	11	19%
Overland High School					-	0%
Smokey Hill High School		3	1	7	11	19%
Denver Public Schools	6	11	3	6	26	44%
Denver School of Science & Technology (Montview)	2	3			5	8%
Denver School of Science & Technology (Green Valley Ranch)		3			3	5%
Denver School of Science & Technology (Byers)		1			1	2%
East High School			1		1	2%
George Washington High School				2	2	3%
Martin Luther King Jr. Early College	4	4	2	4	14	24%
North High School					-	0%
Jefferson County R-1	-	-	-	-	-	0%
Alameda High School	-	-	-	-	-	0%
Lakewood High School	-	-	-	-	-	0%
Private Schools	-	-	-	2	2	3%
Arrupe Jesuit High School				2	2	3%
Other high schools*	2	3	9	17	17	29%
Cherry Creek High School			1	1	2	3%
Eaglecrest High School		1		3	4	7%
Fairview High School					-	
Regis Jesuit					-	0%
Rock Canyon High School			6	4	10	17%
Castle Pines High school					-	0%
Castle Rock High School					-	0%
Colorado Early College of Parker				1		
Coppell High School						
Dakota Ridge						
Denver School of Science & Technology (Cole)					-	0%
Denver School of Science & Technology (College View)					-	0%
Douglas County High School				1		
Green Mountain High School					-	0%
Kipp North East Leadership Academy			2			
Littleton high school						
Longmont High School		1				
Lotus School for Excellence		1				
Mountain Vista High School				1		
Other Form of School/Online	2			1		
Ralston Valley High School						
STEM School Highlands Ranch				1		
Thomas Jefferson High School				2		
Thunderridge High School				1		
York International				1	1	2%
Other high schools*					-	#DIV/0!
Total	9	17	14	33	59	100%

* High schools where students have transferred from target schools. There is no recruitment of students at these high schools.

¹ Enrollment as of February 2023

**University of Colorado Denver|Anschutz Medical Campus
High School Graduation and College Admission**

Anschutz Medical Campus - CU Pre-Health Scholars Program

Graduating Class	Pre-Collegiate/ High School Graduates	Applying to Host Campus	Admitted to Host Campus	Matriculated to Host Campus	Matriculated to CU System	Percent of Graduates Matriculated to CU System	Graduates Planning to Attend a Postsecondary Institution	Percent of Graduates Planning to Attend a Postsecondary Institution	Planning to Attend a Four-Year Institution	Planning to Attend a Two-Year Institution	Planning to Attend a Vocational School	Planning on Stopping Out	Unknown (no Ascent / Concurrent Enrollment (5th year HS senior) information on postsecondary matriculation or future plans)
2012-13	59	59	58	22	30	51%	59	100%	57	2	-	-	-
2013-14	78	78	71	30	41	55%	74	100%	69	5	-	-	4
2014-15	64	64	59	31	39	68%	56	98%	53	3	-	1	7
2015-16	59	59	54	16	28	54%	49	94%	47	2	-	3	7
2016-17	44	44	41	14	24	56%	41	95%	37	4	1	-	1
2017-18	34	34	34	15	16	48%	33	100%	30	3	-	-	1
2018-19	39	39	39	15	20	53%	38	100%	37	1	-	-	1
2019-20	39	29	27	18	19	54%	34	97%	31	3	-	1	4
2020-21	40	35	30	10	14	36%	38	97%	34	1	-	-	1
2021-22	33	30	30	5	15	50%	30	100%	27	3	-	-	3
10-Year Total	489	471	443	176	246	53%	452	98%	422	27	1	5	29

The year indicates when the students completed the pre-collegiate program and graduated high school. Plans for postsecondary enrollment refer to plans for the following fall term (the next academic year).



University of Colorado Boulder
Rural Outreach Program
2022-2023

Roaring Fork School District

2022-23 Pre-Collegiate Development Program Enrollment ¹

Pre-Collegiate Program Delivered in Partnership with the University of Colorado Boulder

	Middle School			High School					All		
	7th Grade	8th Grade	Total	9th Grade	10th Grade	11th Grade	12th Grade	Total			
African American	-	-	-	-	-	-	-	-	-	-	0%
Male			-	-	-	-	-	-	-	-	0%
Female			-	-	-	-	-	-	-	-	0%
Hispanic or Latino	46	76	122	67	60	63	49	239	361	92%	
Male	10	23	33	19	19	38	38	114	147	38%	
Female	36	53	89	48	41	25	11	125	214	55%	
Asian/Pacific Islander	-	-	-	-	-	1	-	1	1	0%	
Male	-	-	-			1		1	1	0%	
Female	-	-	-					-	-	0%	
American Indian	-	-	-	-	-	-	-	-	-	0%	
Male			-					-	-	0%	
Female			-					-	-	0%	
White/Other	3	5	8	7	6	4	2	19	27	7%	
Male	1	2	3	3	2	1	1	7	10	3%	
Female	2	3	5	4	4	3	1	12	17	4%	
More than One Race	-	-	-	-	1	1	1	3	3	1%	
Male			-	-	-	-	-	-	-	0%	
Female			-	-	1	1	1	3	3	1%	
Total	49	81	130	74	67	69	52	262	392	100%	
Male	11	25	36	22	21	40	39	122	158		
Female	38	56	94	52	46	29	13	140	234		
	22%	31%	28%	30%	31%	58%	75%	47%	40%		
	78%	69%	72%	70%	69%	42%	25%	53%	60%		

¹ Enrollment as of February 2023

Roaring Fork School District

2022-23 Pre-Collegiate Development Program Enrollment ¹

Pre-Collegiate Program Delivered in Partnership with the University of Colorado Boulder

Middle Schools	Middle School		Total
	7th Grade	8th Grade	
Basalt Middle School	11	25	36
Glenwood Springs Middle School	18	34	52
Carbondale Middle School	20	22	42
Riverview			-
Middle Schools Total	49	81	130

High Schools	High School				Total
	9th Grade	10th Grade	11th Grade	12th Grade	
Glenwood Springs High School	29	20	38	20	107
Basalt High School	22	24	11	21	78
Roaring Fork High School	23	23	20	11	77
High Schools Total	74	67	69	52	262

¹ Enrollment as of February 2023

**Roaring Fork Pre-College Program
High School Graduation and College Admission**

Graduating Class	Program High School Graduates	Applying to CU Sytem	Admitted to CU System	Matriculated to CU System	Percent of Graduates Matriculated to CU System*	Graduates Planning to Attend a Postsecondary Institution	Percent of Graduates Planning to Attend a Postsecondary Institution*	Planning to Attend a Four-Year Institution	Planning to Attend a Two-Year Institution	Planning to Attend a Vocational School	Planning on Stopping Out	Unknown (no information on postsecondary matriculation or future plans)
2012-13	35	9	9	5	14%	35	100%	20	14	1	0	0
2013-14	28	7	7	6	21%	25	89%	18	7	0	0	0
2014-15	28	10	9	3	11%	20	71%	18	2	0	0	0
2015-16	34	10	10	2	6%	34	100%	29	5	0	0	0
2016-17	47	36	35	3	6%	44	94%	40	4	0	0	0
2017-18	44	32	32	5	11%	44	100%	35	9	0	0	0
2018-19	56	56	51	11	20%	56	100%	48	8	0	0	0
2019-20	57	57	55	12	21%	56	98%	48	8	0	1	0
2020-21	59	57	56	9	15%	58	98%	50	8	0	1	0
2021-22	52	52	52	5	10%	50	96%	38	12	0	2	0
Cummulative Total	440	326	316	61	14%	422	96%	344	77	1	4	0

* Percentage is calculated based on the total number of pre-collegiate program/high school graduates with information available on postsecondary matriculation or future plans. Data are based on students' reports of their intentions.

The year indicates when the students completed the pre-collegiate program and graduated high school. Plans for postsecondary enrollment refer to plans for the following fall term (the next academic year). Those who "stop out" include some who indicated that they plan to enlist in the military.

Note: Information is based on student self-reported data collected through surveys. For some years, all information is not available for all pre-collegiate program graduates. Some students may not have completed the survey or may not have completed all items. For example, students might have indicated that they plan to attend a postsecondary institution but did not indicate whether they planned to attend a two-year, four-year, or vocational institution. There are also cases in which students selected multiple response options (e.g. if they plan to attend a two-year college and then transfer to a four-year institution, they may have selected both). These issues are reflected in the subtotals and totals and may affect the percentages who matriculate to CU and who plan to attend a postsecondary institution.

Summit School District

2022-23 Pre-Collegiate Development Program Enrollment ¹

Pre-Collegiate Program Delivered in Partnership with the University of Colorado Boulder

	Middle School				High School					All	
	6th Grade	7th Grade	8th Grade	Total	9th Grade	10th Grade	11th Grade	12th Grade	Total		
African American	-	-	-	-	-	-	1	1	2	2	1%
Male	-	-	-	-	-	-	-	1	1	1	0%
Female	-	-	-	-	-	-	1	-	1	1	0%
Hispanic or Latino	21	40	37	98	38	28	37	25	128	226	93%
Male	6	17	14	37	12	8	15	11	46	83	34%
Female	15	23	23	61	26	20	22	14	82	143	59%
Asian/Pacific Islander	-	-	1	1	-	2	-	-	2	3	1%
Male	-	-	-	-	-	1	-	-	1	1	0%
Female	-	-	1	1	-	1	-	-	1	2	1%
American Indian	-	-	-	-	-	-	-	-	-	-	0%
Male	-	-	-	-	-	-	-	-	-	-	0%
Female	-	-	-	-	-	-	-	-	-	-	0%
White/Other	-	-	1	1	1	1	2	1	5	6	2%
Male	-	-	-	-	-	-	-	1	1	1	0%
Female	-	-	1	1	1	1	2		4	5	2%
More than One Race	2	-	1	3	1	-	-	1	2	5	2%
Male	-	-	-	-	1	-	-	-	1	1	0%
Female	2	-	1	3	-	-	-	1	1	4	2%
Total	23	40	40	103	40	31	40	28	139	242	100%
Male	6	17	14	37	13	9	15	13	50	87	
Female	17	23	26	66	27	22	25	15	89	155	
	26%	43%	35%	36%	33%	29%	38%	46%	36%	36%	
	74%	58%	65%	64%	68%	71%	63%	54%	64%	64%	

¹ Enrollment as of February 2023

Summit School District

2022-23 Pre-Collegiate Development Program Enrollment ¹

Pre-Collegiate Program Delivered in Partnership with the University of Colorado Boulder

Middle Schools	6th Grade	7th Grade	8th Grade	Total
Summit Middle School	23	40	40	103
Total	23	40	40	103

High Schools	9th Grade	10th Grade	11th Grade	12th Grade	Total
Summit High School	40	31	40	29	140
Total	40	31	40	29	140

¹ Enrollment as of February 2023

**Summit Pre-College Program
High School Graduation and College Admission**

Graduating Class	Program High School Graduates	Applying to CU Sytem	Admitted to CU System	Matriculated to CU System	Percent of Graduates Matriculated to CU System*	Graduates Planning to Attend a Postsecondary Institution	Percent of Graduates Planning to Attend a Postsecondary Institution*	Planning to Attend a Four-Year Institution	Planning to Attend a Two-Year Institution	Planning to Attend a Vocational School	Planning on Stopping Out	Unknown (no information on postsecondary matriculation or future plans)
2012-13	18	1	1	0	0%	17	94%	8	7	2	1	0
2013-14	22	5	4	2	9%	21	95%	11	10	0	1	0
2014-15	27	5	4	0	0%	23	85%	11	11	1	4	0
2015-16	33	7	3	0	0%	30	91%	12	15	3	3	0
2016-17	23	16	12	0	0%	21	91%	13	8	0	2	0
2017-18	22	22	16	1	5%	21	95%	13	8	0	1	0
2018-19	33	28	19	1	3%	31	94%	13	14	4	2	0
2019-20	34	32	21	1	3%	28	82%	11	14	5	4	0
2020-21	31	28	26	1	3%	24	77%	18	6	2	5	0
2021-22	28	28	25	2	7%	26	93%	20	4	2	2	0
Cummulative Total	271	172	131	8	3%	242	89%	130	97	19	25	0

* Percentage is calculated based on the total number of pre-collegiate program/high school graduates with information available on postsecondary matriculation or future plans. Data are based on students' reports of their intentions.

The year indicates when the students completed the pre-collegiate program and graduated high school. Plans for postsecondary enrollment refer to plans for the following fall term (the next academic year). Those who "stop out" include some who indicated that they plan to enlist in the military.

Note: Information is based on student self-reported data collected through surveys. For some years, all information is not available for all pre-collegiate program graduates. Some students may not have completed the survey or may not have completed all items. For example, students might have indicated that they plan to attend a postsecondary institution but did not indicate whether they planned to attend a two-year, four-year, or vocational institution. There are also cases in which students selected multiple response options (e.g. if they plan to attend a two-year college and then transfer to a four-year institution, they may have selected both). These issues are reflected in the subtotals and totals and may affect the percentages who matriculate to CU and who plan to attend a postsecondary institution.



CU PCDP Budget Information, FY 2022-23

Boulder Campus

CU System President's Office	\$288,650
Boulder Campus*	\$204,619
Campus Total	\$493,269

Boulder - Partner Program(s) & Rural Outreach

CU System President's Office	\$337,540
Boulder Campus	\$813,000
Total	\$1,150,540

Boulder - Bridge Program

CU System President's Office	\$160,200
Boulder Campus	\$325,400
Rudin Foundation	\$10,000
Total	\$495,600

Boulder, Partners & Rural Outreach Total \$2,139,409

Colorado Springs Campus

CU System President's Office	\$294,000
UCCS Campus	\$310,230
Campus Total	\$604,230

Denver Campus

CU System President's Office	\$331,000
Denver Campus	\$339,989
Campus Total	\$670,989

Anschutz Medical Campus

CU System President's Office	\$326,450
Anschutz Campus	\$205,000
Campus Total	\$531,450

CU System Academic Affairs

CU System President's Office	\$14,783
------------------------------	----------

Total Budget by Campus

Boulder, Partners & Rural Outreach	\$2,139,409
Colorado Springs	\$604,230
Denver	\$670,989
Anschutz Medical Campus	\$531,450
PCDP Total	\$3,960,861

Total Budget by Funding Type

CU System President's Office	\$1,752,623
Campus	\$2,198,238
Rudin Foundation	\$10,000
PCDP Total	\$3,960,861

Appendix - Target School Characteristics

Fall 2022

Source: Colorado Department of Education
<https://www.cde.state.co.us/cdereval/pupilcurrent>

University of Colorado Boulder - Target Middle Schools, Fall 2022 Student Characteristics

School District/School	Free or Reduced Lunch	Female	Male	American Indian	Asian	Black	Hispanic	White	Native Hawaiian/ other Pacific Islander	Two or More Races
ADAMS 12 FIVE STAR SCHOOLS										
Northglenn Middle School	80.2%	43.3%	56.7%	0.6%	2.1%	1.7%	75.3%	19.0%	0.0%	1.3%
Shadow Ridge Middle School	46.0%	46.7%	53.3%	0.4%	4.3%	1.2%	49.9%	40.5%	0.0%	3.8%
Silver Hills Middle School	60.5%	48.0%	52.0%	0.7%	3.7%	2.2%	58.8%	30.3%	0.1%	4.3%
STEM Launch	70.1%	46.5%	53.5%	0.5%	0.8%	0.3%	78.2%	18.3%	0.0%	1.9%
Thornton High School	65.6%	48.2%	51.8%	0.9%	4.2%	2.4%	71.9%	18.1%	0.1%	2.4%
ADAMS COUNTY 14										
Adams City Middle School	71.8%	46.3%	53.7%	0.6%	0.0%	1.5%	86.9%	9.6%	0.2%	1.2%
Kearney Middle School	80.5%	46.4%	53.6%	0.8%	0.0%	2.5%	87.8%	7.7%	0.0%	1.2%
ADAMS-ARAPAHOE 28J										
North Middle School Health Sciences And Technology Campus	88.8%	46.3%	53.7%	1.3%	3.9%	15.8%	69.2%	4.9%	2.1%	2.8%
South Middle School	86.0%	50.1%	49.9%	1.1%	1.7%	14.0%	71.4%	6.2%	2.2%	3.4%
BOULDER VALLEY RE 2										
Angevine Middle School	44.5%	46.1%	53.9%	0.2%	2.7%	1.1%	37.9%	52.8%	0.0%	5.3%
Broomfield Heights Middle School	30.8%	47.5%	52.5%	0.2%	1.7%	2.3%	27.9%	62.6%	0.2%	5.0%
BRIGHTON 27J										
Vikan Middle School	50.7%	44.4%	55.6%	0.0%	0.5%	1.1%	65.7%	30.5%	0.0%	2.3%
DENVER COUNTY 1										
Skinner Middle School	42.9%	48.3%	51.7%	0.3%	0.5%	2.2%	49.2%	44.9%	0.0%	3.0%
MAPLETON 1										
Achieve Academy	59.2%	49.9%	50.1%	0.0%	1.5%	2.0%	83.6%	10.6%	0.0%	2.3%
Clayton Partnership School	58.2%	52.1%	47.9%	0.5%	2.2%	2.2%	83.8%	10.6%	0.0%	0.7%
Global Leadership Academy	70.4%	50.8%	49.2%	0.0%	0.6%	0.6%	92.3%	5.5%	0.0%	1.0%
Mapleton Expeditionary School of the Arts	43.4%	53.2%	46.8%	0.9%	1.3%	1.3%	77.8%	15.3%	0.2%	3.1%
Meadow Community School	53.8%	50.4%	49.6%	0.2%	3.6%	2.4%	76.6%	14.6%	0.0%	2.4%
Monterey Community School	61.7%	53.8%	46.2%	0.8%	2.2%	0.8%	83.3%	12.0%	0.5%	0.3%
York International	43.5%	50.2%	49.8%	0.0%	2.8%	1.3%	86.1%	8.2%	0.0%	1.5%
ST VRAIN VALLEY RE 1J										
Timberline PK-8	80.8%	49.3%	50.7%	0.5%	0.2%	1.4%	83.4%	12.5%	0.0%	1.9%
WELD COUNTY S/D RE-8										
Fort Lupton Middle School	61.7%	48.4%	51.6%	0.7%	0.4%	0.2%	76.4%	21.0%	0.0%	1.3%
WESTMINSTER PUBLIC SCHOOLS										
Shaw Heights Middle School	77.1%	45.2%	54.8%	0.5%	3.2%	2.9%	76.5%	14.9%	0.0%	2.0%

University of Colorado Boulder - Target High Schools, Fall 2022 Student Characteristics

School District/School	Free or Reduced Lunch	Female	Male	American Indian	Asian	Black	Hispanic	White	Native Hawaiian/ other Pacific Islander	Two or More Races
ADAMS 12 FIVE STAR SCHOOLS										
Northglenn High School	62.2%	47.0%	53.0%	0.6%	2.7%	1.9%	72.7%	19.3%	0.1%	2.7%
Thornton High School	65.6%	48.2%	51.8%	0.9%	4.2%	2.4%	71.9%	18.1%	0.1%	2.4%
ADAMS COUNTY 14										
Adams City High School	63.4%	48.3%	51.7%	0.6%	0.5%	1.5%	89.2%	7.2%	0.3%	0.7%
ADAMS-ARAPAHOE 28J										
Aurora Central High School	79.1%	46.5%	53.5%	0.8%	4.2%	16.5%	69.9%	4.3%	1.1%	3.1%
BOULDER VALLEY RE 2										
Broomfield High School	14.9%	49.9%	50.1%	0.4%	4.4%	1.2%	19.8%	69.4%	0.1%	4.6%
Centaurus High School	26.9%	44.9%	55.1%	0.4%	2.4%	1.1%	28.5%	61.9%	0.0%	5.6%
SCHOOL DISTRICT 27J										
Brighton High School	35.2%	48.3%	51.7%	0.4%	0.5%	1.0%	56.9%	38.5%	0.3%	2.4%
DENVER COUNTY 1										
East High School	28.7%	53.5%	46.5%	0.2%	2.4%	16.1%	22.1%	51.2%	0.3%	7.7%
DCIS At Montbello	89.9%	47.3%	52.7%	0.0%	1.2%	9.1%	83.8%	1.6%	3.3%	1.1%
MAPLETON 1										
Academy High School	44.7%	42.3%	57.7%	0.2%	2.8%	0.9%	83.8%	11.3%	0.0%	1.1%
Global Leadership Academy	70.4%	50.8%	49.2%	0.0%	0.6%	0.6%	92.3%	5.5%	0.0%	1.0%
Mapleton Early College High School	46.6%	57.3%	42.7%	0.7%	3.2%	1.1%	81.4%	11.8%	0.4%	1.4%
Mapleton Expeditionary School of the Arts	43.4%	53.2%	46.8%	0.9%	1.3%	1.3%	77.8%	15.3%	0.2%	3.1%
York International	43.5%	50.2%	49.8%	0.0%	2.8%	1.3%	86.1%	8.2%	0.0%	1.5%
ST VRAIN VALLEY RE 1J										
Skyline High School	50.6%	46.3%	53.7%	0.9%	1.4%	0.8%	62.2%	31.8%	0.5%	2.4%
WELD COUNTY S/D RE-8										
Fort Lupton High School	54.3%	45.7%	54.3%	0.3%	0.1%	0.6%	78.9%	19.4%	0.1%	0.6%
WESTMINSTER PUBLIC SCHOOLS										
Westminster High School	72.0%	49.2%	50.8%	0.8%	4.6%	1.9%	78.1%	11.9%	0.6%	2.0%

University of Colorado Colorado Springs - Target Middle Schools, Fall 2022 Student Characteristics

School District/School	Free or Reduced Lunch	Female	Male	American Indian	Asian	Black	Hispanic	White	Native Hawaiian/ other Pacific Islander	Two or More Races
COLORADO SPRINGS 11										
Jack Swigert Aerospace Academy	75.9%	47.5%	52.5%	0.4%	1.9%	7.5%	55.8%	24.3%	0.8%	9.3%
McAuliffe Elementary	47.6%	47.6%	52.4%	0.8%	1.6%	9.5%	29.3%	44.9%	1.2%	12.6%
Russell Middle School	58.4%	47.8%	52.2%	0.2%	1.6%	8.9%	36.1%	45.3%	0.5%	7.5%
West Middle School	71.7%	50.8%	49.2%	0.5%	1.0%	4.2%	36.1%	49.7%	0.0%	8.4%
ELLICOTT 22										
Ellicott Middle School	40.6%	42.6%	57.4%	1.0%	0.5%	3.5%	40.1%	52.0%	0.0%	3.0%
FALCON 49										
Falcon Middle School	21.1%	46.8%	53.2%	0.6%	1.2%	4.9%	18.9%	64.7%	0.1%	9.5%
Horizon Middle School	41.2%	48.4%	51.6%	0.8%	2.1%	7.8%	33.7%	44.3%	0.1%	11.1%
Remington Elementary School	33.1%	45.4%	54.6%	0.2%	2.4%	4.6%	29.0%	48.7%	0.0%	15.1%
Stetson Elementary School	27.2%	48.0%	52.0%	0.0%	2.8%	7.6%	28.5%	50.5%	0.0%	10.6%
FOUNTAIN 8										
Fountain Middle School	42.2%	48.3%	51.7%	0.9%	0.9%	9.0%	28.1%	48.0%	1.7%	11.3%
HANOVER 28										
Hanover Junior-Senior High School	72.9%	40.6%	59.4%	0.6%	0.0%	5.8%	19.4%	69.7%	0.0%	4.5%
HARRISON 2										
Fox Meadow Middle School	69.9%	44.5%	55.5%	0.6%	2.2%	13.4%	49.1%	24.8%	0.0%	9.8%
James Irwin Charter Elementary School	41.2%	47.8%	52.2%	0.0%	1.3%	7.0%	46.0%	39.2%	0.2%	6.4%
James Irwin Charter Middle School	44.2%	50.1%	49.9%	0.4%	1.7%	6.3%	49.9%	29.4%	1.3%	10.9%
Mountain Vista Community School	59.9%	49.3%	50.7%	1.0%	2.3%	11.8%	58.0%	17.7%	0.5%	8.7%
Otero Elementary School	56.5%	47.3%	52.7%	0.4%	3.9%	14.5%	41.7%	28.3%	0.0%	11.3%
Panorama Middle School	76.8%	50.1%	49.9%	0.6%	1.9%	20.5%	52.9%	18.8%	0.2%	5.1%
Soaring Eagles Elementary School	52.6%	52.6%	47.4%	0.7%	4.3%	11.3%	44.8%	26.6%	2.2%	10.0%
PUEBLO CITY 60										
Belmont Elementary School	70.6%	47.5%	52.5%	0.2%	1.3%	2.0%	66.7%	25.5%	0.0%	4.2%
Minnequa Elementary School	91.0%	45.2%	54.8%	1.7%	0.3%	3.0%	75.6%	17.1%	0.3%	2.0%
Roncalli STEM Academy	86.8%	43.6%	56.4%	0.4%	0.6%	2.8%	69.1%	24.5%	0.0%	2.6%
W H Heaton Middle School	74.3%	47.8%	52.2%	0.5%	0.8%	2.8%	72.2%	20.1%	0.8%	2.8%
WIDEFIELD 3										
French Elementary School	41.2%	48.3%	51.7%	0.0%	1.6%	9.5%	30.4%	44.3%	1.6%	12.6%
Janitell Junior High School	37.4%	46.8%	53.2%	0.5%	1.6%	8.8%	32.6%	44.7%	1.6%	10.2%
Sproul Junior High School	44.2%	52.0%	48.0%	0.2%	1.4%	6.9%	35.7%	45.1%	0.9%	9.8%
Venetucci Elementary School	57.1%	41.5%	58.5%	0.7%	0.3%	7.7%	37.3%	46.0%	0.0%	8.0%
Watson Junior High School	47.1%	50.5%	49.5%	1.1%	1.5%	7.2%	30.2%	49.5%	1.1%	9.3%
Webster Elementary School	39.0%	49.8%	50.2%	0.4%	1.8%	7.5%	32.3%	44.9%	2.4%	10.6%

University of Colorado Colorado Springs - Target High Schools, Fall 2022 Student Characteristics

School District/School	Free or Reduced Lunch	Female	Male	American Indian	Asian	Black	Hispanic	White	Native Hawaiian/ other Pacific Islander	Two or More Races
ACADEMY 20										
Air Academy High School	6.6%	50.3%	49.7%	0.4%	3.3%	2.7%	14.6%	71.9%	0.1%	6.8%
Aspen Valley Campus	*	35.0%	65.0%	0.0%	1.7%	1.7%	17.9%	69.2%	0.0%	9.4%
Discovery Canyon Campus High School	5.9%	49.7%	50.3%	0.3%	5.7%	1.7%	13.4%	70.8%	0.0%	8.1%
Liberty High School	8.8%	49.6%	50.4%	0.6%	2.2%	4.1%	16.2%	70.2%	0.3%	6.4%
Pine Creek High School	5.1%	48.3%	51.7%	0.3%	5.7%	2.7%	17.4%	65.0%	0.3%	8.6%
Rampart High School	13.9%	51.8%	48.2%	0.4%	4.9%	4.1%	21.2%	61.0%	0.7%	7.8%
COLORADO SPRINGS 11										
Coronado High School	42.6%	47.8%	52.2%	0.9%	1.4%	3.5%	27.8%	59.5%	0.3%	6.5%
Doherty High School	43.1%	47.8%	52.2%	0.7%	2.0%	6.9%	28.9%	53.2%	0.6%	7.6%
Mitchell High School	65.2%	47.1%	52.9%	1.1%	0.8%	10.2%	53.0%	28.4%	0.4%	6.3%
Palmer High School	54.0%	50.7%	49.3%	0.8%	0.6%	9.8%	35.8%	44.5%	0.3%	8.1%
Nikola Tesla Education Opportunity Center	67.7%	49.8%	50.2%	0.4%	1.1%	8.0%	51.0%	33.5%	0.8%	5.3%
ELLICOTT 22										
Ellicott Senior High School	43.8%	46.7%	53.3%	0.7%	1.1%	2.5%	40.6%	53.6%	0.0%	1.4%
FALCON 49										
Falcon High School	17.7%	49.2%	50.8%	0.6%	2.3%	3.8%	20.6%	64.3%	0.0%	8.3%
Sand Creek High School	33.8%	47.6%	52.4%	0.2%	3.9%	9.3%	31.7%	43.6%	0.3%	11.0%
Springs Studio for Academic Excellence	*	46.9%	53.1%	0.5%	1.2%	3.1%	13.7%	71.7%	0.2%	9.7%
Vista Ridge High School	21.0%	48.1%	51.9%	0.5%	4.1%	6.6%	24.9%	52.4%	0.6%	10.9%
FOUNTAIN 8										
Fountain-Fort Carson High School	38.7%	47.9%	52.1%	0.8%	1.3%	11.1%	29.5%	45.4%	2.0%	10.0%
Welte Education Center	56.5%	35.7%	64.3%	1.7%	0.9%	8.7%	33.9%	48.7%	0.9%	5.2%
HANOVER 28										
Hanover Junior-Senior High School	72.9%	40.6%	59.4%	0.6%	0.0%	5.8%	19.4%	69.7%	0.0%	4.5%
HARRISON 2										
Harrison High School	65.7%	44.8%	55.2%	1.0%	2.0%	16.1%	53.9%	19.7%	0.9%	6.4%
James Irwin Charter High School	32.9%	53.4%	46.6%	0.7%	4.1%	6.5%	48.3%	31.5%	1.0%	7.9%
Sierra High School	66.3%	48.1%	51.9%	0.6%	2.8%	20.0%	51.6%	16.9%	0.7%	7.3%
PUEBLO CITY 60										
Chavez/Huerta K-12 Preparatory Academy	77.3%	50.0%	50.0%	0.5%	0.7%	0.5%	86.2%	11.8%	0.2%	0.1%
Centennial High School	62.4%	52.1%	47.9%	0.6%	1.7%	2.9%	62.9%	29.5%	0.6%	1.8%
Central High School	69.1%	46.1%	53.9%	0.7%	0.2%	1.9%	71.5%	22.9%	0.0%	2.8%
East High School	73.0%	46.9%	53.1%	0.7%	0.3%	2.1%	79.6%	15.7%	0.2%	1.3%
South High School	64.9%	47.3%	52.7%	0.6%	0.6%	2.5%	66.2%	26.5%	0.1%	3.4%
PUEBLO COUNTY 70										
Pueblo County High School	42.8%	47.6%	52.4%	0.1%	0.4%	0.8%	41.6%	53.3%	0.0%	3.8%
WIDEFIELD 3										
Mesa Ridge High School	34.2%	44.7%	55.3%	0.8%	2.1%	8.9%	30.8%	44.2%	2.2%	10.9%
Widefield High School	33.5%	47.2%	52.8%	0.8%	1.7%	8.3%	29.3%	45.3%	1.7%	12.8%

University of Colorado Denver - Target Middle Schools, Fall 2022 Student Characteristics

School District/School	Free or Reduced Lunch	Female	Male	American Indian	Asian	Black	Hispanic	White	Native Hawaiian/ other Pacific Islander	Two or More Races
ADAMS 12 FIVE STAR SCHOOLS										
Thornton Middle School	79.7%	47.0%	53.0%	1.0%	2.6%	3.5%	77.4%	13.1%	0.5%	1.9%
ADAMS-ARAPAHOE 28J										
AXL Academy	72.4%	48.9%	51.1%	1.1%	0.3%	29.9%	38.8%	23.2%	1.7%	5.0%
Clyde Miller K-8	74.1%	49.6%	50.4%	0.4%	3.4%	9.9%	70.0%	8.6%	1.1%	6.5%
North Middle School Health Sciences And Technology Campus	88.8%	46.3%	53.7%	1.3%	3.9%	15.8%	69.2%	4.9%	2.1%	2.8%
South Middle School	86.0%	50.1%	49.9%	1.1%	1.7%	14.0%	71.4%	6.2%	2.2%	3.4%
BRIGHTON 27J										
Otho E Stuart Middle School	26.7%	49.7%	50.3%	0.3%	3.8%	4.3%	45.9%	39.7%	0.1%	5.9%
DENVER COUNTY 1										
DSST: Green Valley Ranch Middle School	73.7%	51.4%	48.6%	0.0%	9.6%	25.9%	55.9%	3.3%	1.5%	3.8%
Girls Athletic Leadership School Middle School	34.8%	100.0%	0.0%	0.4%	1.3%	11.0%	34.8%	45.4%	0.0%	7.0%
Kepner Beacon Middle School	87.9%	47.2%	52.8%	0.2%	1.9%	4.4%	88.3%	3.0%	0.0%	2.1%
KIPP Sunshine Peak Academy	89.1%	51.7%	48.3%	0.5%	0.3%	1.0%	95.8%	1.8%	0.0%	0.5%
Kunsmiller Creative Arts Academy	73.3%	56.1%	43.9%	1.3%	3.7%	3.1%	78.6%	10.7%	0.0%	2.7%
Dr. Martin Luther King Jr. Early College	76.0%	48.6%	51.4%	0.3%	7.4%	23.0%	59.3%	4.1%	2.0%	3.9%
Morey Middle School	27.3%	39.7%	60.3%	0.7%	2.6%	9.8%	25.4%	54.5%	0.0%	6.9%
Noel Community Arts School	86.7%	55.1%	44.9%	0.5%	1.3%	26.2%	59.2%	4.6%	4.6%	3.6%
Strive Prep - Federal	82.5%	51.4%	48.6%	0.0%	3.1%	1.1%	89.7%	3.9%	1.4%	0.8%
Strive Prep - Sunnyside	82.6%	51.1%	48.9%	0.0%	0.5%	10.5%	79.5%	5.3%	1.1%	3.2%
Strive Prep - Westwood	84.2%	48.9%	51.1%	0.3%	1.9%	2.3%	94.5%	0.6%	0.0%	0.3%
JEFFERSON COUNTY R-1										
Alameda International Junior/Senior High School	73.3%	47.8%	52.2%	0.8%	4.5%	1.8%	78.1%	11.8%	0.1%	2.9%
Jefferson Junior/Senior High School	78.0%	49.0%	51.0%	1.1%	0.3%	4.0%	82.3%	10.2%	0.3%	1.8%
SHERIDAN 2										
Fort Logan Northgate	92.1%	51.4%	48.6%	0.9%	2.2%	3.5%	79.4%	11.8%	0.2%	2.0%

University of Colorado Denver | Anschutz Medical Campus - Target High Schools, Fall 2022 Student Characteristics

School District/School	Free or Reduced Lunch	Female	Male	American Indian	Asian	Black	Hispanic	White	Native Hawaiian/ other Pacific Islander	Two or More Races
ADAMS 12 FIVE STAR SCHOOLS										
Northglenn High School	62.2%	47.0%	53.0%	0.6%	2.7%	1.9%	72.7%	19.3%	0.1%	2.7%
ADAMS-ARAPAHOE 28J										
Aurora Central High School	79.1%	46.5%	53.5%	0.8%	4.2%	16.5%	69.9%	4.3%	1.1%	3.1%
Aurora West College Preparatory Academy	92.7%	47.9%	52.1%	0.6%	7.1%	11.1%	74.6%	3.8%	0.6%	2.1%
Gateway High School	71.2%	45.1%	54.9%	1.0%	3.7%	18.6%	59.9%	10.9%	1.8%	4.0%
Hinkley High School	80.3%	48.5%	51.5%	1.1%	3.5%	11.0%	74.7%	4.5%	2.4%	2.8%
Lotus School for Excellence	87.1%	50.7%	49.3%	0.2%	1.3%	44.2%	40.6%	11.9%	0.2%	1.6%
Rangeview High School	56.6%	49.2%	50.8%	0.6%	5.2%	19.7%	45.5%	20.3%	0.5%	8.2%
William Smith High School	73.1%	47.7%	52.3%	0.3%	4.5%	8.5%	70.7%	13.9%	0.3%	1.9%
Vanguard Classical School - East	51.0%	50.2%	49.8%	0.1%	2.2%	37.4%	39.6%	16.0%	0.3%	4.4%
Vista Peak 9-12 Preparatory	49.8%	45.8%	54.2%	0.8%	5.4%	16.2%	51.5%	19.3%	0.3%	6.6%
CHERRY CREEK 5										
Cherry Creek High School	12.5%	48.3%	51.7%	0.4%	12.8%	3.5%	13.6%	64.0%	0.2%	5.5%
Eaglecrest High School	26.5%	46.4%	53.6%	0.5%	7.2%	14.8%	23.2%	47.0%	0.4%	6.8%
Overland High School	59.3%	46.0%	54.0%	0.8%	4.4%	28.9%	40.3%	18.7%	0.8%	6.1%
Grandview High School	19.5%	47.7%	52.3%	0.7%	12.6%	8.6%	15.8%	55.1%	0.4%	6.9%
Smoky Hill High School	39.2%	47.8%	52.2%	0.6%	6.3%	17.8%	27.6%	39.8%	0.7%	7.4%
DENVER COUNTY 1										
Abraham Lincoln High School	85.4%	45.3%	54.7%	0.5%	3.0%	4.6%	87.5%	3.6%	0.2%	0.5%
Denver Center for International Studies	65.5%	55.2%	44.8%	1.0%	2.7%	3.9%	67.4%	20.5%	0.0%	4.5%
DSST: Byers Middle School	48.1%	45.0%	55.0%	0.2%	2.7%	19.7%	30.9%	40.1%	0.0%	6.3%
DSST: Cole High School	86.8%	50.7%	49.3%	0.0%	1.1%	10.4%	84.0%	3.4%	0.3%	0.8%
DSST: College View High School	80.6%	46.3%	53.7%	0.7%	6.7%	1.0%	87.3%	3.4%	0.2%	0.7%
DSST: Green Valley Ranch High School	67.6%	52.7%	47.3%	0.2%	8.8%	23.9%	59.8%	3.4%	0.9%	3.0%
DSST: Green Valley Ranch High School	67.6%	52.7%	47.3%	0.2%	8.8%	23.9%	59.8%	3.4%	0.9%	3.0%
East High School	28.7%	53.5%	46.5%	0.2%	2.4%	16.1%	22.1%	51.2%	0.3%	7.7%
George Washington High School	44.2%	50.3%	49.7%	0.3%	3.8%	24.3%	29.0%	36.1%	0.1%	6.3%
John F Kennedy High School	71.3%	49.3%	50.7%	1.3%	4.3%	3.4%	79.5%	9.5%	0.1%	1.9%
Kunsmiller Creative Arts Academy	73.3%	56.1%	43.9%	1.3%	3.7%	3.1%	78.6%	10.7%	0.0%	2.7%
Dr. Martin Luther King Jr. Early College	76.0%	48.6%	51.4%	0.3%	7.4%	23.0%	59.3%	4.1%	2.0%	3.9%

Montbello Career and Technical High School	72.6%	41.1%	58.9%	1.1%	0.0%	17.9%	75.8%	1.1%	2.1%	2.1%
Noel Community Arts School	86.7%	55.1%	44.9%	0.5%	1.3%	26.2%	59.2%	4.6%	4.6%	3.6%
North High School*	84.4%	0.0%	100.0%	0.0%	0.0%	0.0%	100.0%	0.0%	0.0%	0.0%
Highline Academy Northeast	64.7%	46.1%	53.9%	0.2%	11.0%	36.6%	32.2%	12.4%	0.9%	6.8%
Northfield High School	31.4%	50.6%	49.4%	0.2%	2.1%	13.5%	31.2%	45.2%	0.3%	7.6%
South High School	38.6%	50.4%	49.6%	0.9%	4.9%	9.4%	32.4%	47.2%	0.1%	5.1%
Strive Prep - Smart Academy	89.0%	43.7%	56.3%	0.0%	1.6%	0.2%	96.7%	1.4%	0.0%	0.2%
Thomas Jefferson High School*	46.5%	43.9%	56.1%	0.4%	2.6%	21.8%	41.3%	27.3%	0.8%	5.8%
DOUGLAS COUNTY RE 1										
Douglas County High School	13.2%	48.8%	51.2%	0.9%	2.5%	1.4%	18.2%	70.2%	0.3%	6.4%
JEFFERSON COUNTY R-1										
Alameda International Junior/Senior High School	73.3%	47.8%	52.2%	0.8%	4.5%	1.8%	78.1%	11.8%	0.1%	2.9%
Bear Creek High School	42.1%	46.7%	53.3%	0.9%	6.6%	1.5%	41.4%	45.7%	0.3%	3.7%
Jefferson Junior/Senior High School	78.0%	49.0%	51.0%	1.1%	0.3%	4.0%	82.3%	10.2%	0.3%	1.8%
Lakewood High School	33.7%	53.5%	46.5%	0.7%	5.0%	2.3%	37.3%	49.5%	0.4%	4.9%
Standley Lake High School	27.7%	49.3%	50.7%	0.8%	6.5%	1.5%	22.1%	64.1%	0.1%	4.9%
Wheat Ridge High School	44.6%	47.0%	53.0%	0.8%	0.6%	1.4%	36.8%	57.0%	0.1%	3.2%
LITTLETON 6										
Arapahoe High School	6.3%	48.7%	51.3%	0.4%	2.7%	1.8%	11.0%	78.7%	0.1%	5.4%
Littleton High School	20.6%	48.7%	51.3%	0.5%	2.7%	2.6%	30.6%	58.9%	0.3%	4.3%
MAPLETON 1										
Academy High School	44.7%	42.3%	57.7%	0.2%	2.8%	0.9%	83.8%	11.3%	0.0%	1.1%
Mapleton Early College High School	46.6%	57.3%	42.7%	0.7%	3.2%	1.1%	81.4%	11.8%	0.4%	1.4%
York International	43.5%	50.2%	49.8%	0.0%	2.8%	1.3%	86.1%	8.2%	0.0%	1.5%
SHERIDAN 2										
Sheridan High School	84.7%	52.2%	47.8%	0.9%	1.6%	4.1%	80.6%	10.6%	0.3%	1.9%
THOMPSON R2-J										
Loveland High School	20.1%	47.3%	52.7%	0.5%	1.6%	1.4%	23.0%	70.7%	0.1%	2.8%
WESTMINSTER PUBLIC SCHOOLS										
Westminster High School	72.0%	49.2%	50.8%	0.8%	4.6%	1.9%	78.1%	11.9%	0.6%	2.0%

* Target school for Health Careers Program only.

Summit School District - Target Schools, Fall 2022 Student Characteristics

School District/School	Free or Reduced Lunch	Female	Male	American Indian	Asian	Black	Hispanic	White	Native Hawaiian/ other Pacific Islander	Two or More Races
FORT MORGAN RE-3										
Fort Morgan High School	38.3%	46.3%	53.7%	0.7%	0.4%	4.5%	65.4%	27.4%	0.0%	1.5%

Roaring Fork School District - Target Schools, Fall 2022 Student Characteristics

School District/School	Free or Reduced Lunch	Female	Male	American Indian	Asian	Black	Hispanic	White	Native Hawaiian/ other Pacific Islander	Two or More Races
ROARING FORK RE-1										
Basalt High School	29.9%	53.0%	47.0%	0.0%	1.3%	0.0%	52.8%	45.0%	0.0%	0.9%
Basalt Middle School	43.5%	51.0%	49.0%	0.2%	0.2%	0.0%	60.8%	36.8%	0.0%	1.9%
Carbondale Middle School	44.0%	50.6%	49.4%	0.0%	0.3%	1.4%	52.9%	43.1%	0.0%	2.3%
Glenwood Springs High School	28.3%	47.4%	52.6%	0.6%	0.7%	0.4%	51.0%	45.1%	0.0%	2.2%
Glenwood Springs Middle School	41.9%	53.1%	46.9%	0.2%	0.2%	0.2%	60.9%	35.3%	0.0%	3.1%
Roaring Fork High School	27.8%	47.0%	53.0%	0.8%	0.0%	0.3%	52.2%	44.7%	0.0%	2.1%

Summit School District - Target Schools, Fall 2022 Student Characteristics

School District/School	Free or Reduced Lunch	Female	Male	American Indian	Asian	Black	Hispanic	White	Native Hawaiian/ other Pacific Islander	Two or More Races
SUMMIT RE-1										
Summit Middle School	32.8%	49.0%	51.0%	0.1%	0.5%	0.5%	41.4%	54.7%	0.0%	2.8%
Summit High School	21.3%	45.6%	54.4%	0.0%	0.5%	1.1%	38.3%	57.1%	0.0%	3.0%